OscAR

1

CILINDRI TELESCOPICI-IDRAULICI ED ACCESSORI PER RIBALTABILI
TELESCOPIC-HYDRAULIC CYLINDERS AND TIPPING ACCESSORIES

COMPONENTI CILINDRO TELESCOPICO / TELESCOPIC CYLINDER PARTS

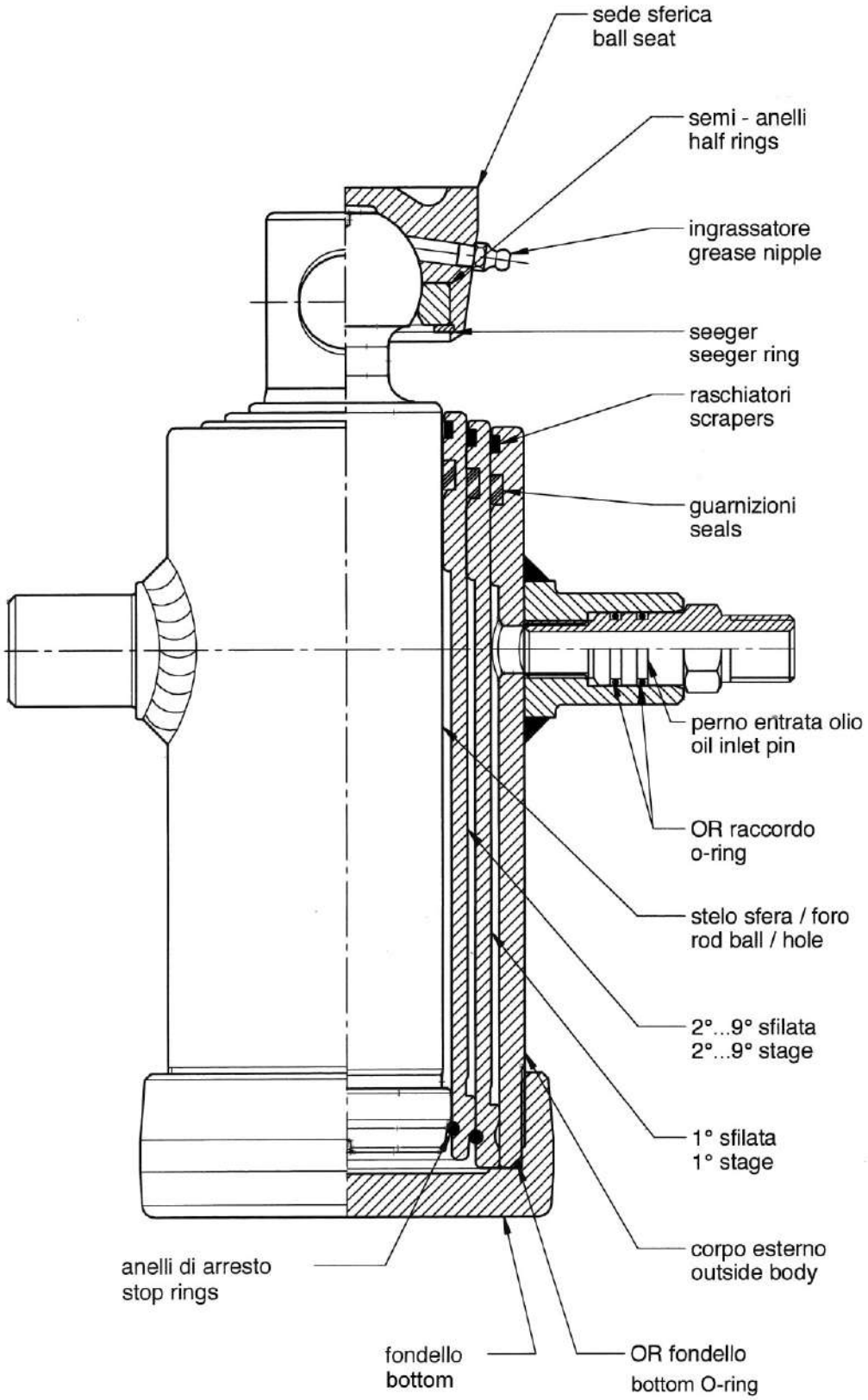

INFORMAZIONI PER UN CORRETTO MONTAGGIO
INFORMATIONS FOR CORRECT MOUNTING

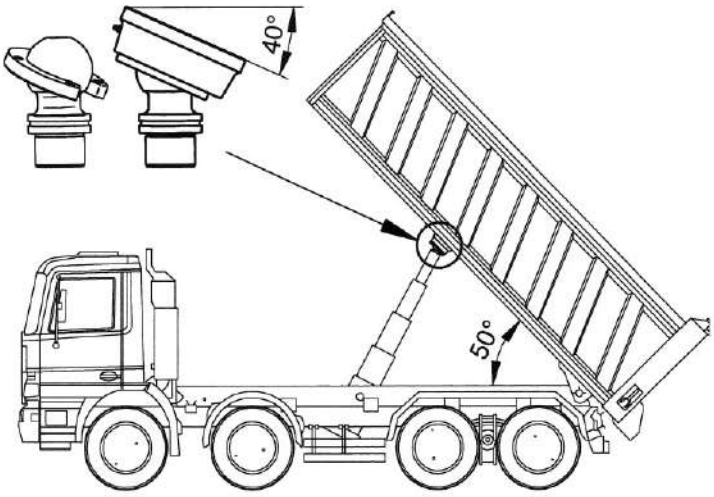

Si consiglia un'inclinazione di 50° per garantire un corretto scarico materiale. Per consentire un'inclinazione fino a 40° le sfere Ø73 e Ø92 devono essere saldate con il taglio dell'anello verso la parte posteriore. Per un sicuro assemblaggio è consigliabile l'impiego di ***Loctite 243*** sulle viti fissaggio.

We recommend an inclination of 50° for a correct material unloading. In order to enable a tilting up to 40° the ring slot of the balls ∅73 and ∅92 to be welded must be on the back side. For safe assembly we recommend the use of ***Loctite 243*** on the fixing screws.

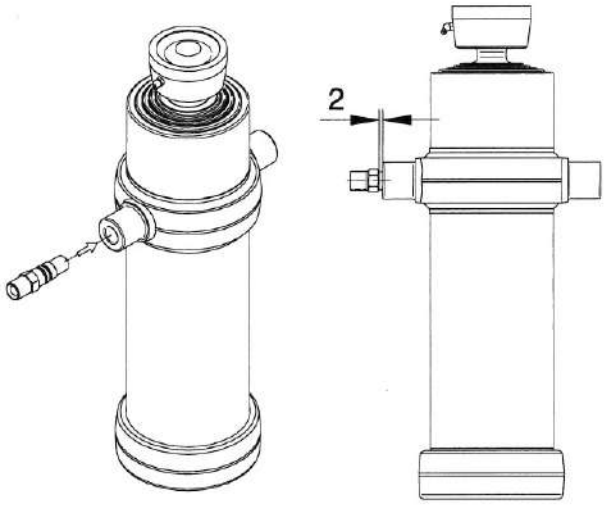

Inserire il perno nel mozzo, avvitare lasciando 2 mm. in modo tale da consentire la regolare rotazione del perno durante il ribaltamento.

Arrange the pin into the hub, then screw leaving 2 mm so the pin can easily rotate during tilting operations.

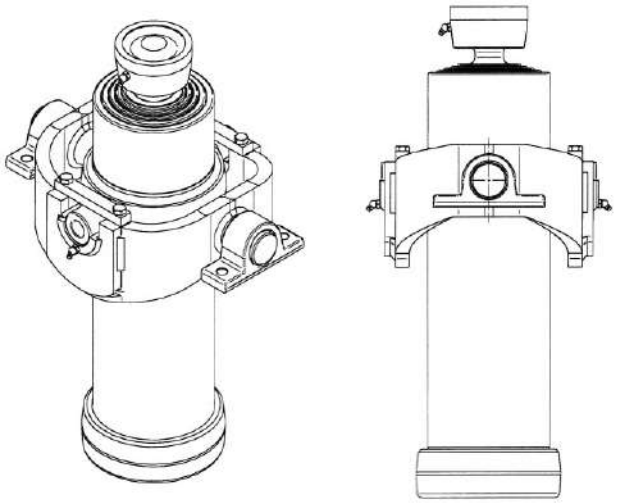

Si consiglia l'impiego di supporti con ingrassatore e culle, tutti accessori originali.

We recommend the use of original branded brackets with grease nipple and cradles.

CARATTERISTICHE TECNICHE

Materiale
I cilindri telescopici sono costruiti con tubo laminato senza saldatura grosso spessore:
E470 EN10297-1 Rm=650 N/mm² Rs=470 N/mm²
C45 EN10083 Rm=630 N/mm² Rs=370 N/mm²
fondello e sedi sferiche in acciaio stampato:
S355J2G3 UNI 10025 Rm=510 N/mm².
S355JR UNI 10025 Rm=510 N/mm².

Sfilamenti
Il trattamento di nitrurazione salina propriamente denominato "processo TENIFER TF1 Degussa" consente agli sfilamenti di lavorare acciaio su acciaio, quindi sono privi di bronzine o anelli di guida, potendo contare su superfici di scorrimento fortemente resistenti all'usura ed al grippaggio, ottenendo una durezza superficiale elevata pari a HV-5/12 = 430-570.
Gli sfilamenti, grazie a quanto sopra esposto, risultano privi delle relative sedi per bronzine ed anelli e questo consente loro una resistenza meccanica nelle estermità notevolmente più elevata dello standard in commercio e di essere esenti da problemi di slabbra-mento.

Inoltre, consente una guida maggiore in lunghezza e la possibilità di far lavorare il cilindro a fine corsa alla massima pressione.

Superfici
Le superfici esterne delle sfilate subiscono una prima fase di rettifica e successivamente una lappatura, ottenendo un grado di rugosità pari a 0,07÷0,25 μm, controllato ad ogni ciclo mediante rugosimentro.

Guarnizioni
Le guarnizioni e i raschiatori sono prodotte esclusivamente a disegno.
Materiale: Poliuretano puro (Du Pont)
Pressione max. 400 Kg/cm² (395 Bar)
Temperatura: da -40 a 110 C°.
Velocità: 0,5 m/s
Olio: olii idraulici e lubrificanti a base minerale.

Collaudo
I cilindri con Pressione Max di esercizio pari a 220 Bar, sono sottoposti a collaudo finale di 240 Bar. (245 Kg/cm2)
I cilindri con Pressione Max pari a 200 Bar, sono sottoposti a collaudo finale di 220 Bar. (225 Kg/cm2)

Norme
Tutti i prodotti sono studiati e progettati secondo le disposizioni internazionali UNI considerando un fattore di sicurezza Ks = 1,5.

Garanzie
Prestiamo per i nostri prodotti una garanzia di ventiquattro mesi dalla data stampigliata sul corpo esterno del cilindro. Questa garanzia prevede la riparazione o la sostituzione del pezzo per accertato difetto, e non viene prestata garanzia per i danni riconducibili alla normale usura.

TECHNICAL SPECIFICATIONS

Material
The telescopic cylinders are made with seamless rolled tube big thickness:
E470 EN10297-1 Rm=650 N/mm² Rs=470 N/mm²
C45 EN10083 Rm=630 N/mm² Rs=370 N/mm²
base and ball socket joints in pressed steel:
S355J2G3 UNI 10025 Rm=510 N/mm².
S355JR UNI 10025 Rm=510 N/mm².

Stages
The saline nitriding treatment, correctly know as the "TENIFER TF1 Degussa process" means that the stages can be free from bushings or guide rings as they have sliding surfaces which are highly resistant to wear and seizing, principally as a result of high surface hardness of HV-5/12=430-570.
The prime advantage of these stages is that due to the characteristics described above, they are free from the related ring and bushing seats, giving them mechanical strength at the extremities which far exceeds the standard available on the market and leaving them free from problems with burring.

This also allows a longer guide and enables the cylinder to be operated at maximum pressure at the end of its stroke.

Surfaces
The outer surfaces of the stages are subjected to an initial grinding phase followed by honing, giving them a degree of roughness of 0,07÷0,25 μm, tested by a surface roughness.

Seals
The specially shaped seals and scrapers are project for us.
Material : polyurethane: (Du Pont)
Maximum pressure 400 Kg/cm² (395 Bar)
Temperature from -40 to +110 C.
Maximum piston speed 0.5 m/s
Oil : Hydraulic oils and lubrificants mineral based.

Testing
The cylinders with working max. pressure 220 Bar, are subjected to final test of 240 Bar. (245 Kg/cm2)
The cylinders with working max. pressure 200 Bar, are subjected to final test of 220 Bar. (225 Kg/cm2)

Regulations
All the products are projected by international regulations UNI considerated a safety factor Ks = 1,5.

Warranty
We grant the warranty on our products within 24 months from the assembly date stamped on the cylinder outside body. This warranty provides for the repair or replacement of the part that has broken because of a definitely verified defect of material, and No warranty is valid for damages caused by a standard wear.

CILINDRI TELESCOPICI / TELESCOPIC CYLINDERS

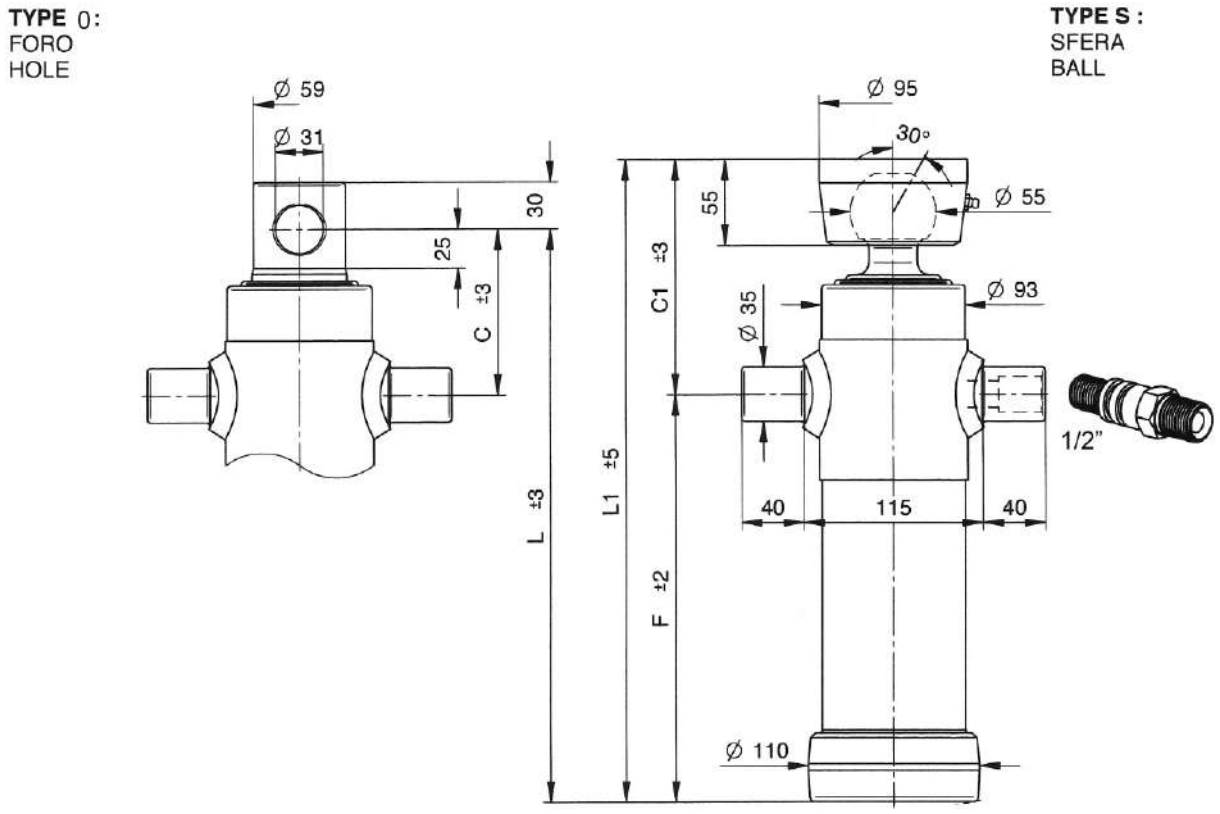

TAV/2B

CODICE CODE	TIPO TYPE	N° SFILATE / EXTENSIONS N°	CORSA mm. STROKE mm.	PORTATA Ton. CAPACITY Ton.	Ø SFILATE mm. Ø EXTENSIONS mm.		DIMENSIONI CILINDRO CYLINDER DIMENSIONS (mm.)					VOLUME OLIO L. AMOUNT OF OIL L.	PESO Kg. WEIGHT Kg.	
					61	76	C	C1	F	L	L1		0	S
01.**S**0005 01.**0**0005	3021	2	495	3	•	•	105	150	260	365	410	2	18	20
01.**S**0006 01.**0**0006	3022	2	595	3	•	•	105	150	310	415	460	2.3	20	22
01.**S**0007 01.**0**0007	3023	2	695	3	•	•	105	150	360	465	510	2.7	23	25
01.**S**0008 01.**0**0008	3024	2	795	3	•	•	105	150	410	515	560	3	26	28

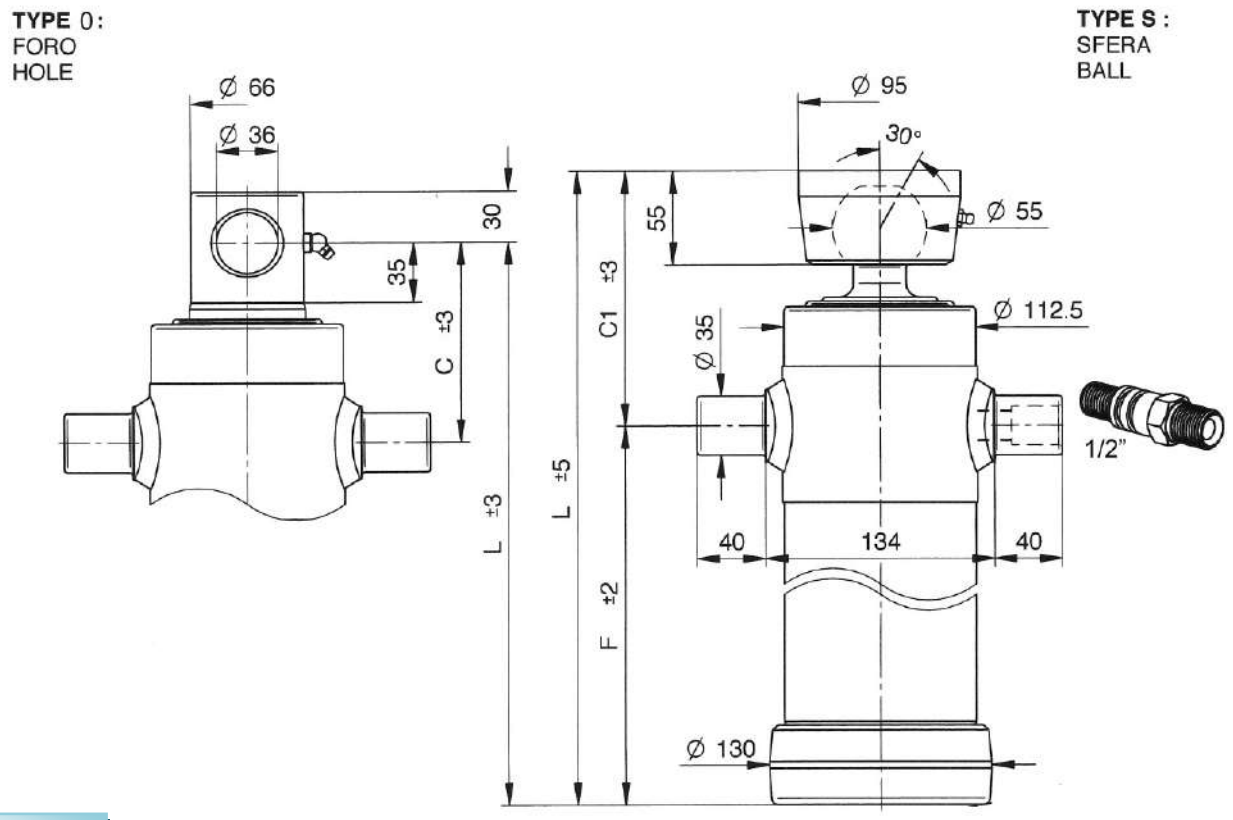

TAV/2C

CODICE CODE	TIPO TYPE	N° SFILATE / EXTENSIONS N°	CORSA mm. STROKE mm.	PORTATA Ton. CAPACITY Ton.	Ø SFILATE mm. Ø EXTENSIONS mm.		DIMENSIONI CILINDRO CYLINDER DIMENSIONS (mm.)					VOLUME OLIO L. AMOUNT OF OIL L.	PESO Kg. WEIGHT Kg.	
					68	88	C	C1	F	L	L1		0	S
01.**S**0029 01.**0**0029	4021	2	595	9	•	•	115	150	315	430	465	3	27	29
01.**S**0030 01.**0**0030	4022	2	695	9	•	•	115	150	365	480	515	3.5	30	32
01.**S**0032 01.**0**0032	4024	2	795	9	•	•	115	150	415	530	565	4	33	35
01.**S**0061 01.**0**0061	4025	2	895	9	•	•	115	150	465	580	615	4.5	36	38

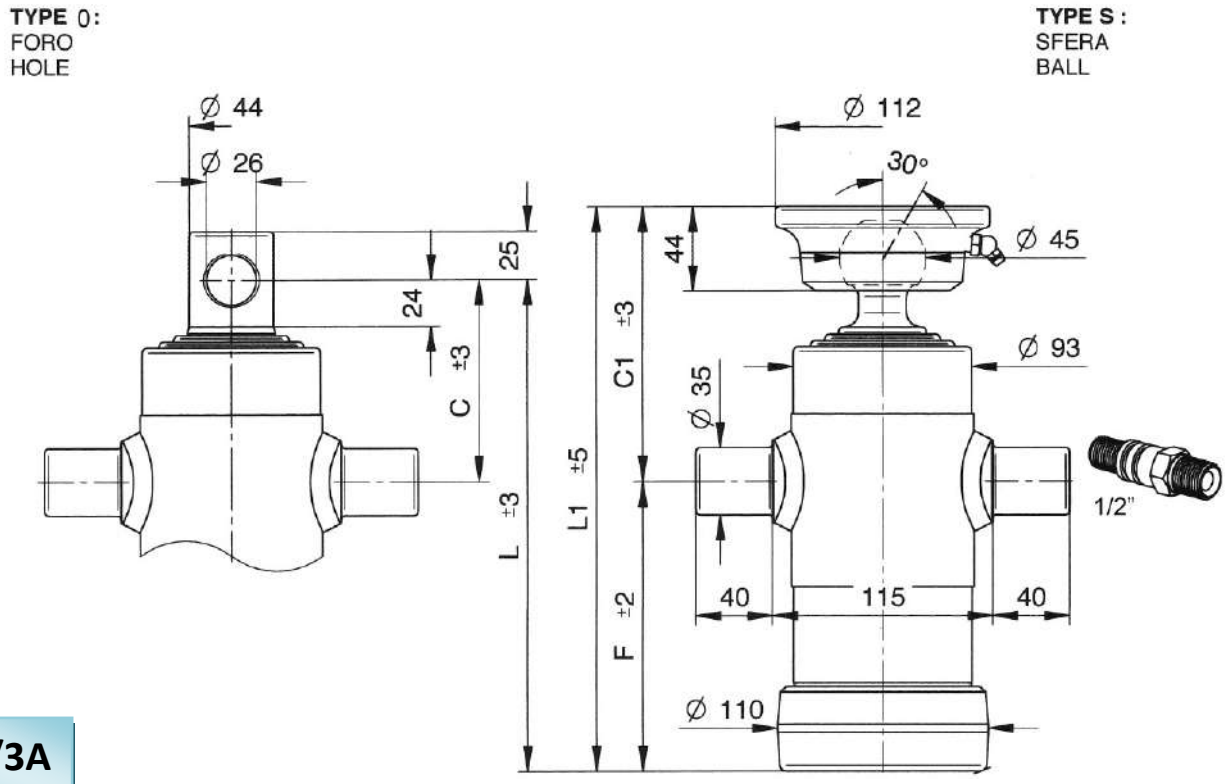

TAV/3A

CODICE CODE	TIPO TYPE	N° SFILATE / EXTENSIONS N°	CORSA mm. STROKE mm.	PORTATA Ton. CAPACITY Ton.	Ø SFILATE mm. Ø EXTENSIONS mm.			DIMENSIONI CILINDRO CYLINDER DIMENSIONS (mm.)					VOLUME OLIO L. AMOUNT OF OIL L.	PESO Kg. WEIGHT Kg.	
					46	61	76	C	C1	F	L	L1		0	S
01.**S**0001 01.**0**0001	2031	3	500	3	•	•	•	105	142	180	285	322	1.6	14	16
01.**S**0002 01.**0**0002	2032	3	593	3	•	•	•	105	142	210	315	352	2	15	17
01.**S**0003 01.**0**0003	2033	3	683	3	•	•	•	105	142	240	345	382	2.2	17	18
01.**S**0004 01.**0**0004	2034	3	790	3	•	•	•	105	142	275	380	417	2.5	18	20
01.**S**0055 01.**0**0055	2035	3	893	3	•	•	•	105	142	310	415	452	2.8	20	21
01.**S**0056 01.**0**0056	2036	3	1043	3	•	•	•	105	142	360	465	502	3.3	22	23
01.**S**0057 01.**0**0057	2037	3	1283	3	•	•	•	105	142	440	545	582	4	25	27
01.**S**0058 01.**0**0058	2038	3	1490	3	•	•	•	105	142	510	615	652	4.7	28	30

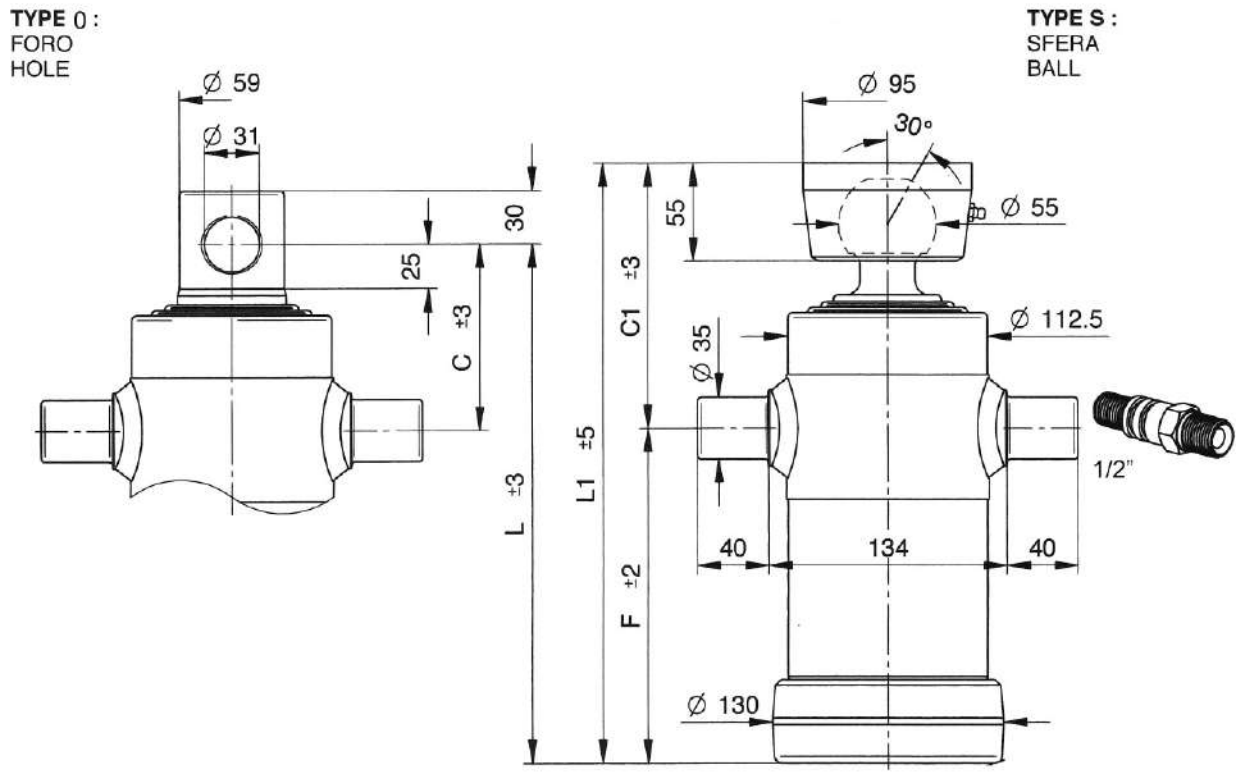

TAV/3B

CODICE CODE	TIPO TYPE	N° SFILATE / EXTENSIONS N°	CORSA mm. STROKE mm.	PORTATA Ton. CAPACITY Ton.	Ø SFILATE mm. Ø EXTENSIONS mm.			DIMENSIONI CILINDRO CYLINDER DIMENSIONS (mm.)					VOLUME OLIO L. AMOUNT OF OIL L.	PESO Kg. WEIGHT Kg.	
					61	76	91	C	C1	F	L	L1		0	S
01.**S**0009 01.**0**0009	3030	3	500	5	•	•	•	105	147	190	295	337	2.5	20	22
01.**S**0010 01.**0**0010	3031	3	593	5	•	•	•	105	147	220	325	367	2.8	22	24
01.**S**0011 01.**0**0011	3032	3	683	5	•	•	•	105	147	250	355	397	3.3	24	26
01.**S**0012 01.**0**0012	3033	3	785	5	•	•	•	110	152	280	390	432	3.8	27	29
01.**S**0013 01.**0**0013	3034	3	893	5	•	•	•	110	152	315	425	467	4.2	29	31
01.**S**0014 01.**0**0014	3035	3	1043	5	•	•	•	110	152	365	475	517	5	33	35

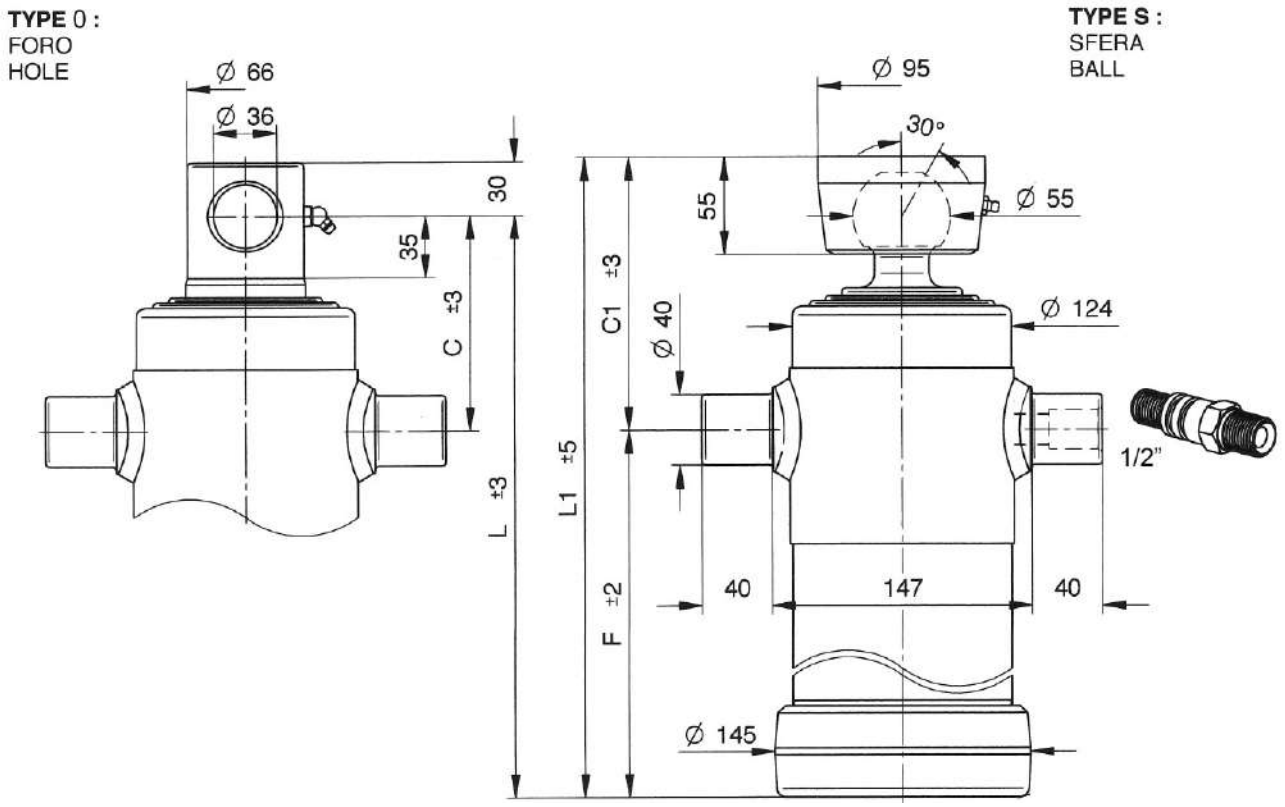

TAV/3C

CODICE CODE	TIPO TYPE	N° SFILATE / EXTENSIONS N°	CORSA mm. STROKE mm.	PORTATA Ton. CAPACITY Ton.	Ø SFILATE mm. Ø EXTENSIONS mm.			DIMENSIONI CILINDRO CYLINDER DIMENSIONS (mm.)					VOLUME OLIO L. AMOUNT OF OIL L.	PESO Kg. WEIGHT Kg.	
					68	88	107	C	C1	F	L	L1		0	S
01.**S**0033 01.**0**0033	4031	3	743	10	•	•	•	123	155	265	388	421	4.7	33	35
01.**S**0034 01.**0**0034	4032	3	785	10	•	•	•	123	155	280	403	435	5	34	36
01.**S**0035 01.**0**0035	4033	3	893	10	•	•	•	123	155	315	438	470	5.7	36	38
01.**S**0036 01.**0**0036	4034	3	1043	10	•	•	•	123	155	365	488	520	6.6	40	42
01.**S**0037 01.**0**0037	4035	3	1283	10	•	•	•	123	155	445	568	580	8.2	47	49
01.**S**0062 01.**0**0062	4037	3	1493	10	•	•	•	123	155	515	638	669	9.4	53	55

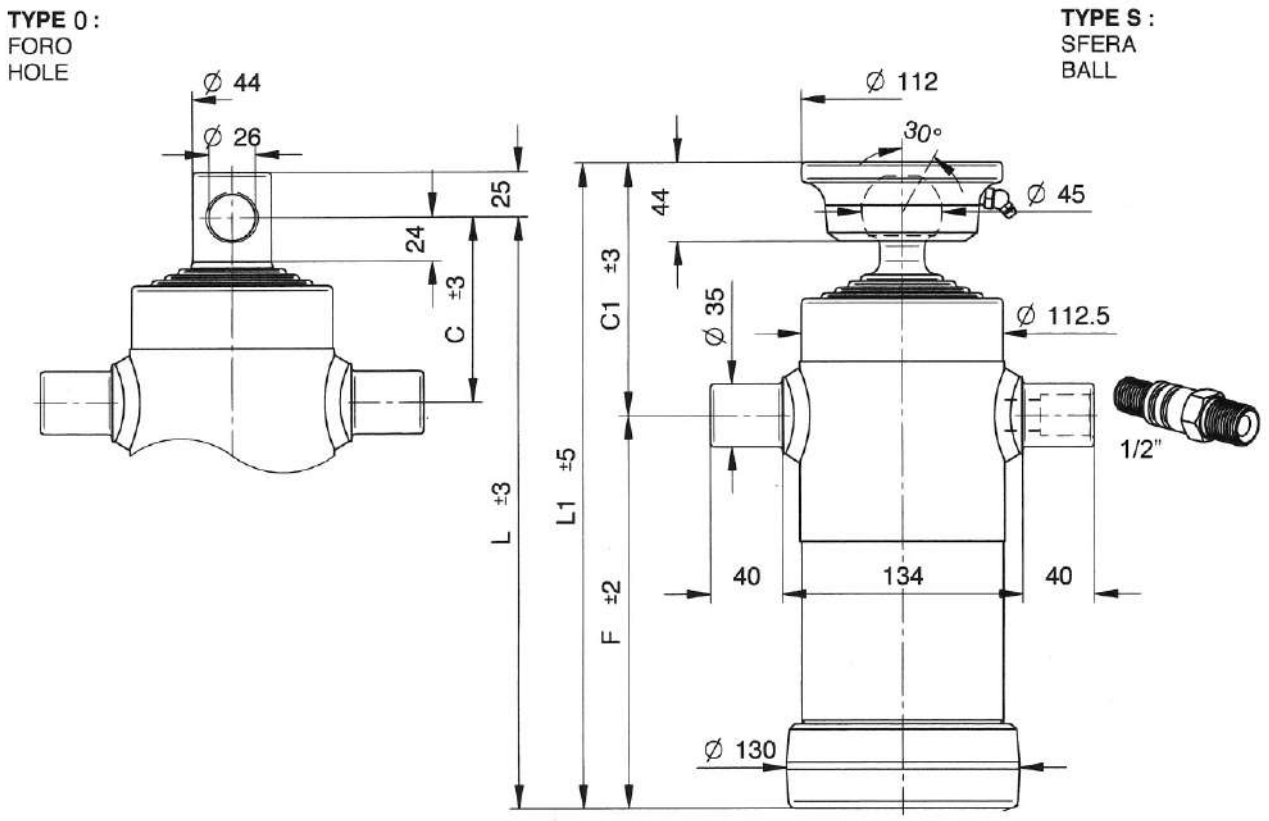

TAV/4A

CODICE CODE	TIPO TYPE	N° SFILATE / EXTENSIONS N°	CORSA mm. STROKE mm.	PORTATA Ton. CAPACITY Ton.	Ø SFILATE mm. Ø EXTENSIONS mm.				DIMENSIONI CILINDRO CYLINDER DIMENSIONS (mm.)					VOLUME OLIO L. AMOUNT OF OIL L.	PESO Kg. WEIGHT Kg.	
					46	61	76	91	C	C1	F	L	L1		0	S
01.**S**0095 01.**0**0095	3061	4	590	7	•	•	•	•	103	140	170	273	310	2.4	19	20
01.**S**0096 01.**0**0096	3062	4	670	7	•	•	•	•	103	140	190	293	330	2.7	20	21
01.**S**0097 01.**0**0097	3063	4	790	7	•	•	•	•	103	140	220	323	360	3.2	21	22
01.**S**0068 01.**0**0068	3064	4	910	7	•	•	•	•	103	140	250	353	390	3.6	24	25
01.**S**0069 01.**0**0069	3065	4	1050	7	•	•	•	•	103	140	280	388	425	4.3	26	27
01.**S**0098 01.**0**0098	3069	4	1190	7	•	•	•	•	108	145	515	623	660	7.9	39	41

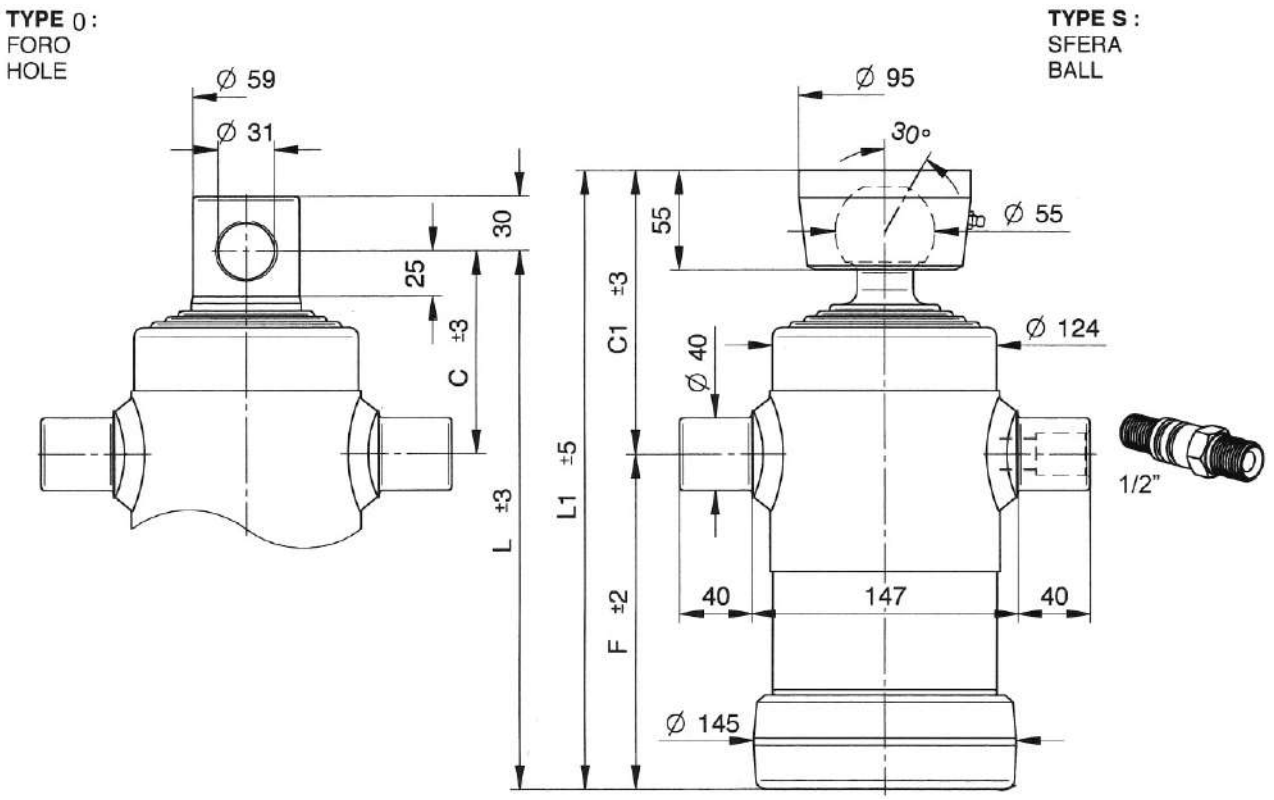

TAV/4B

CODICE CODE	TIPO TYPE	N° SFILATE / EXTENSIONS N°	CORSA mm. STROKE mm.	PORTATA Ton. CAPACITY Ton.	Ø SFILATE mm. Ø EXTENSIONS mm.				DIMENSIONI CILINDRO CYLINDER DIMENSIONS (mm.)					VOLUME OLIO L. AMOUNT OF OIL L.	PESO Kg. WEIGHT Kg.	
					61	76	91	107	C	C1	F	L	L1		0	S
01.**S**0015 01.**0**0015	3041	4	670	8	•	•	•	•	112	156	185	297	341	4	25	27
01.**S**0016 01.**0**0016	3042	4	830	8	•	•	•	•	112	156	225	337	381	5	29	30
01.**S**0017 01.**0**0017	3043	4	950	8	•	•	•	•	112	156	255	367	411	5.6	30	32
01.**S**0018 01.**0**0018	3044	4	1050	8	•	•	•	•	112	156	280	392	436	6.2	32	34
01.**S**0019 01.**0**0019	3045	4	1190	8	•	•	•	•	112	156	315	427	471	7	35	36
01.**S**0020 01.**0**0020	3046	4	1290	8	•	•	•	•	112	156	340	452	496	7.5	38	39
01.**S**0021 01.**0**0021	3047	4	1510	8	•	•	•	•	112	156	395	507	551	8.8	42	43
01.**S**0022 01.**0**0022	3048	4	1710	8	•	•	•	•	112	156	445	557	601	10	45	47

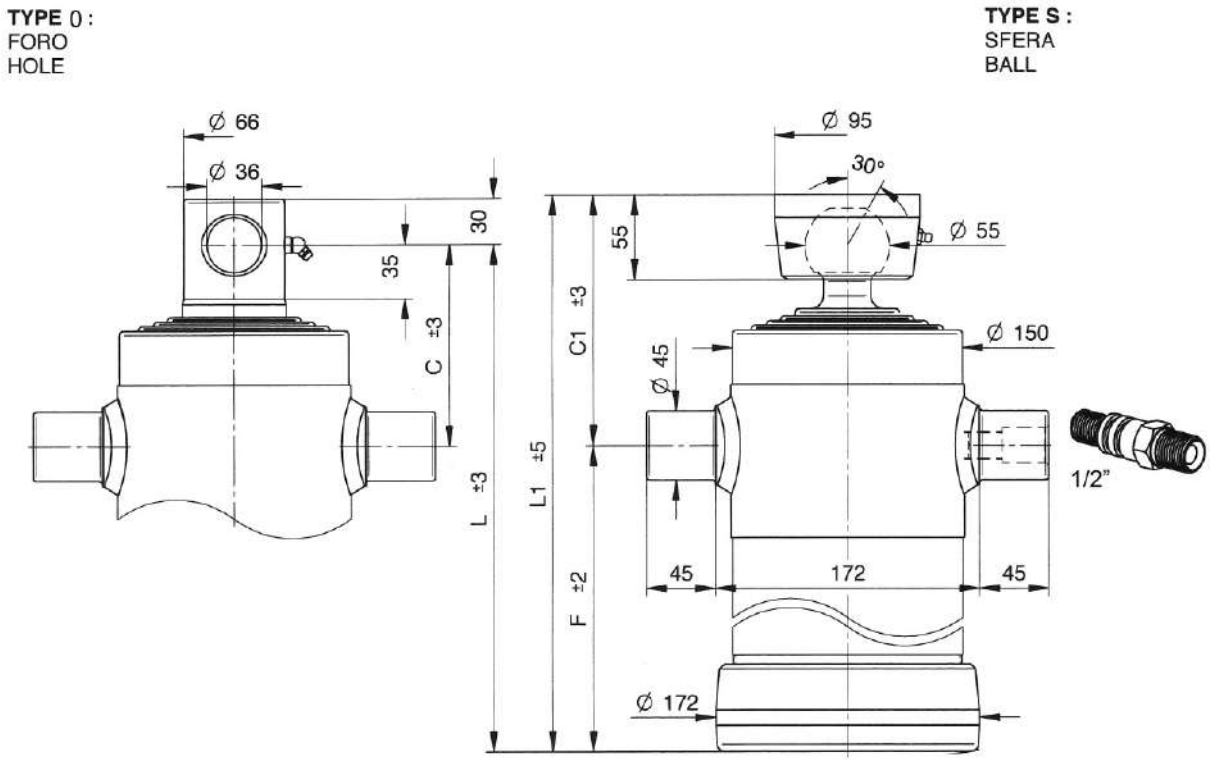

TAV/4C

CODICE CODE	TIPO TYPE	N° SFILATE / EXTENSIONS N°	CORSA mm. STROKE mm.	PORTATA Ton. CAPACITY Ton.	Ø SFILATE mm. Ø EXTENSIONS mm.				DIMENSIONI CILINDRO CYLINDER DIMENSIONS (mm.)					VOLUME OLIO L. AMOUNT OF OIL L.	PESO Kg. WEIGHT Kg.	
					68	88	107	126	C	C1	F	L	L1		0	S
01.**S**0039 01.**0**0039	4041	4	1040	14	•	•	•	•	130	162	278	408	440	8.3	48	50
01.**S**0040 01.**0**0040	4042	4	1220	14	•	•	•	•	130	162	325	455	487	9.7	53	55
01.**S**0041 01.**0**0041	4043	4	1500	14	•	•	•	•	130	162	395	525	557	12	61	63
01.**S**0042 01.**0**0042	4044	4	1700	14	•	•	•	•	130	162	445	575	607	13.5	67	69

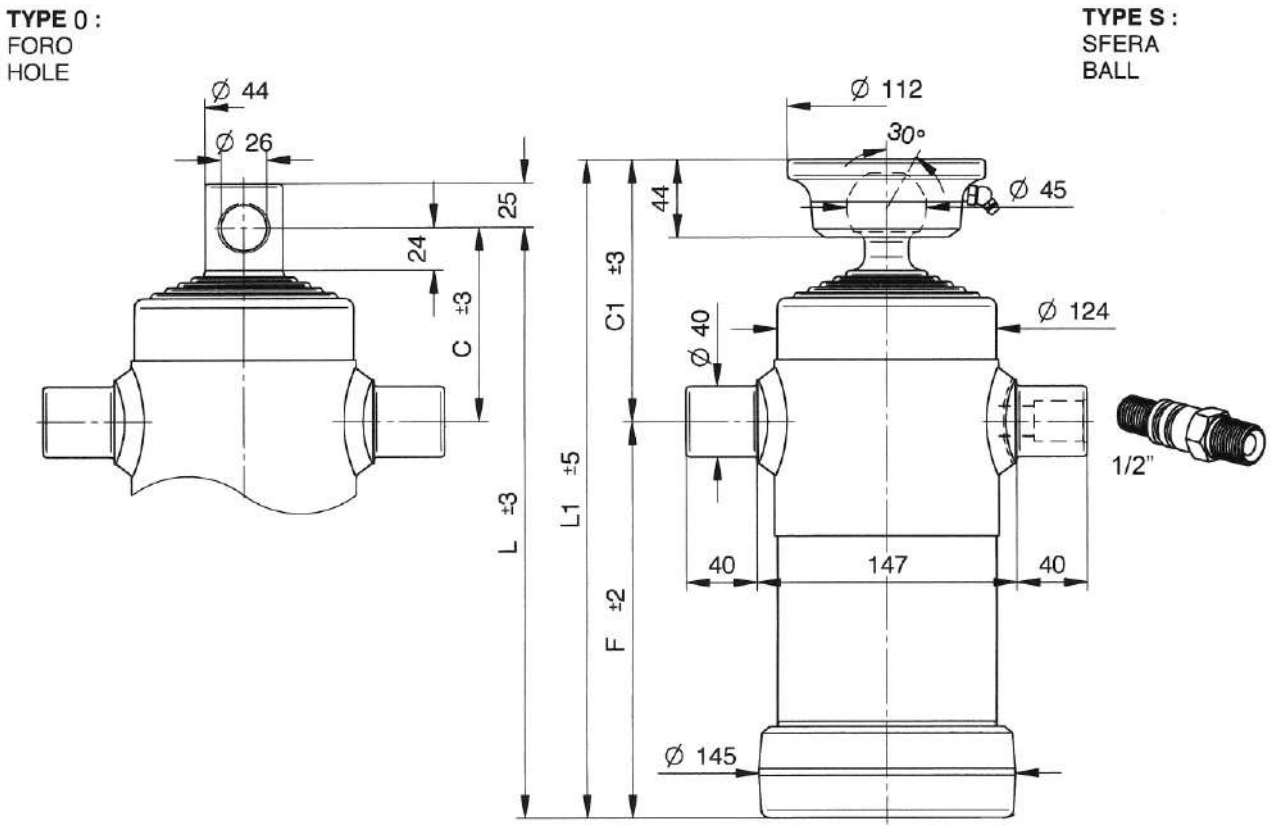

TAV/5A

CODICE CODE	TIPO TYPE	N° SFILATE / EXTENSIONS N°	CORSA mm. STROKE mm.	PORTATA Ton. CAPACITY Ton.	Ø SFILATE mm. Ø EXTENSIONS mm.					DIMENSIONI CILINDRO CYLINDER DIMENSIONS (mm.)					VOLUME OLIO L. AMOUNT OF OIL L.	PESO Kg. WEIGHT Kg.	
					46	61	76	91	107	C	C1	F	L	L1		0	S
01.**S**0100 01.**0**0100	3090	5	500	8	•	•	•	•	•	110	140	95	195	235	2.5	17	19
01.**S**0023 01.**0**0023	3050	5	690	8	•	•	•	•	•	110	150	155	265	305	3.5	22	24
01.**S**0101 01.**0**0101	3091	5	840	8	•	•	•	•	•	110	150	185	295	335	4.5	24	25
01.**S**0102 01.**0**0102	3092	5	1040	8	•	•	•	•	•	110	150	225	335	375	5	28	29
01.**S**0103 01.**0**0103	3093	5	1190	8	•	•	•	•	•	110	150	255	365	405	6	30	31
01.**S**0104 01.**0**0104	3094	5	1490	8	•	•	•	•	•	110	150	315	425	465	7.5	34	35

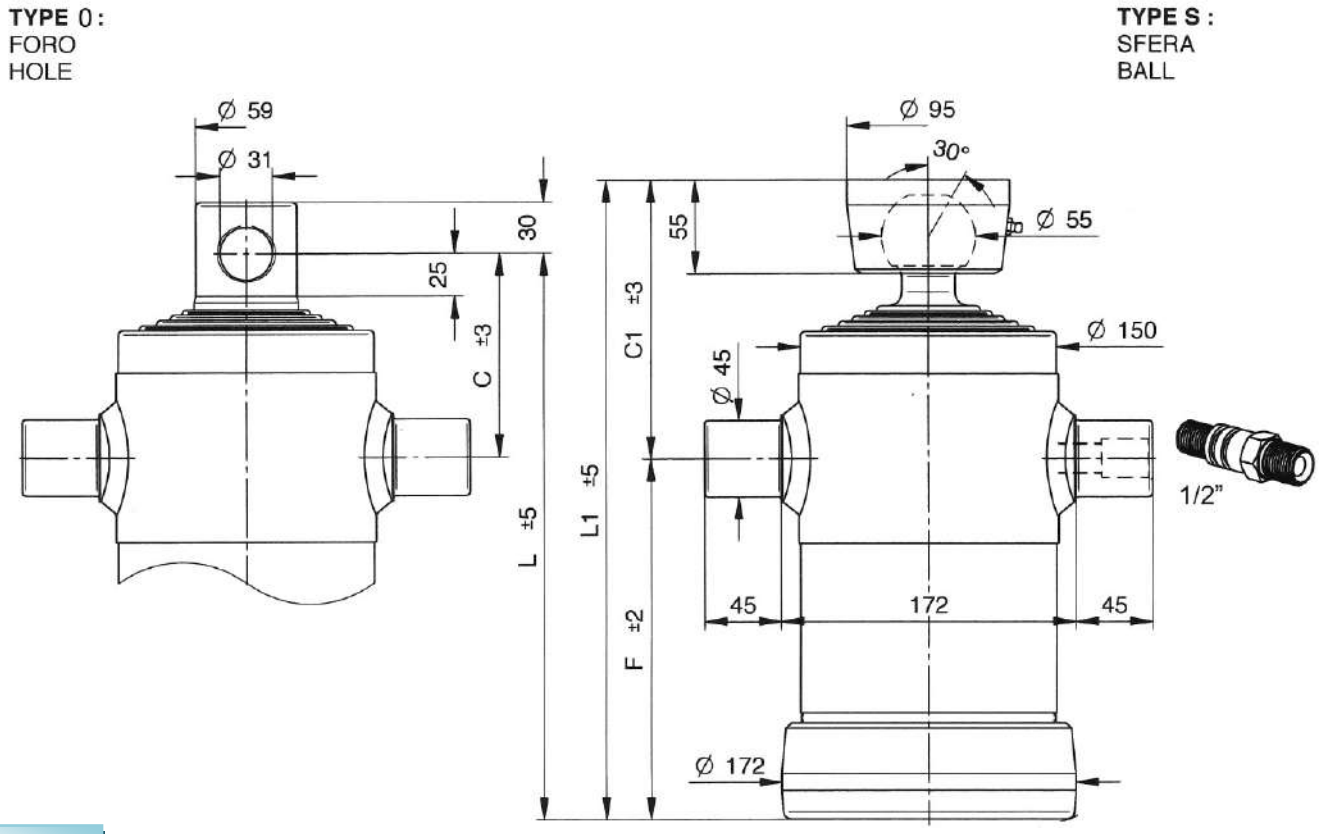

TAV/5B

CODICE CODE	TIPO TYPE	N° SFILATE / EXTENSIONS N°	CORSA mm. STROKE mm.	PORTATA Ton. CAPACITY Ton.	Ø SFILATE mm. Ø EXTENSIONS mm.					DIMENSIONI CILINDRO CYLINDER DIMENSIONS (mm.)					VOLUME OLIO L. AMOUNT OF OIL L.	PESO Kg. WEIGHT Kg.	
					61	76	91	107	126	C	C1	F	L	L1		0	S
01.**S**0024 01.**0**0024	3051	5	980	10	•	•	•	•	•	120	165	213	383	428	7.5	39	41
01.**S**0025 01.**0**0025	3052	5	1230	10	•	•	•	•	•	120	165	263	433	478	9	45	47
01.**S**0026 01.**0**0026	3053	5	1480	10	•	•	•	•	•	120	165	313	513	558	11	52	53
01.**S**0027 01.**0**0027	3054	5	1880	10	•	•	•	•	•	120	165	393	563	608	13.5	60	62
01.**S**0028 01.**0**0028	3055	5	2130	10	•	•	•	•	•	120	165	443	633	678	15.5	66	67
01.**S**0059 01.**0**0059	3056	5	2480	10	•	•	•	•	•	120	165	513	633	678	18	74	75
01.**S**0060 01.**0**0060	3058	5	1610	10	•	•	•	•	•	120	165	338	458	503	12	55	56

TYPE 0 :
FORO
HOLE

TYPE S :
SFERA
BALL

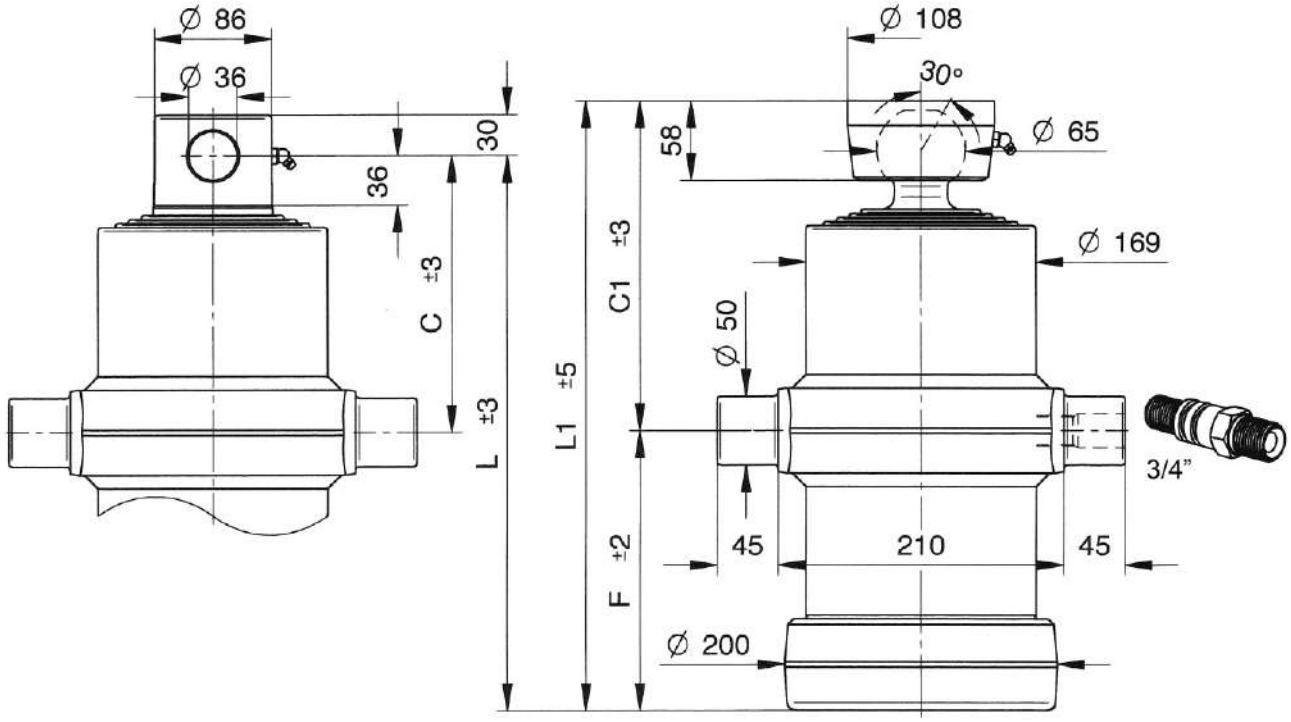

TAV/4D – 5C

CODICE CODE	TIPO TYPE	N° SFILATE / EXTENSIONS N°	CORSA mm. STROKE mm.	PORTATA Ton. CAPACITY Ton.	Ø SFILATE mm. Ø EXTENSIONS mm.					DIMENSIONI CILINDRO CYLINDER DIMENSIONS (mm.)					VOLUME OLIO L. AMOUNT OF OIL L.	PESO Kg. WEIGHT Kg.	
					68	88	107	126	145	C	C1	F	L	L1		0	S
01.**S**0043 01.**0**0043	4045	4	1490	18		•	•	•	•	200	240	320	520	560	16.8	71	73
01.**S**0044 01.**0**0044	4046	4	1680	18		•	•	•	•	200	240	370	570	610	19	78	80
01.**S**0045 01.**0**0045	4047	4	1960	18		•	•	•	•	200	240	440	640	680	22.2	86	88
01.**S**0047 01.**0**0047	4050	5	1870	16	•	•	•	•	•	208	245	320	528	565	18.2	81	84
01.**S**0048 01.**0**0048	4051	5	2105	16	•	•	•	•	•	208	245	370	578	615	20.5	87	90
01.**S**0063 01.**0**0063	5002	5	2455	16	•	•	•	•	•	208	245	440	648	685	24	97	100

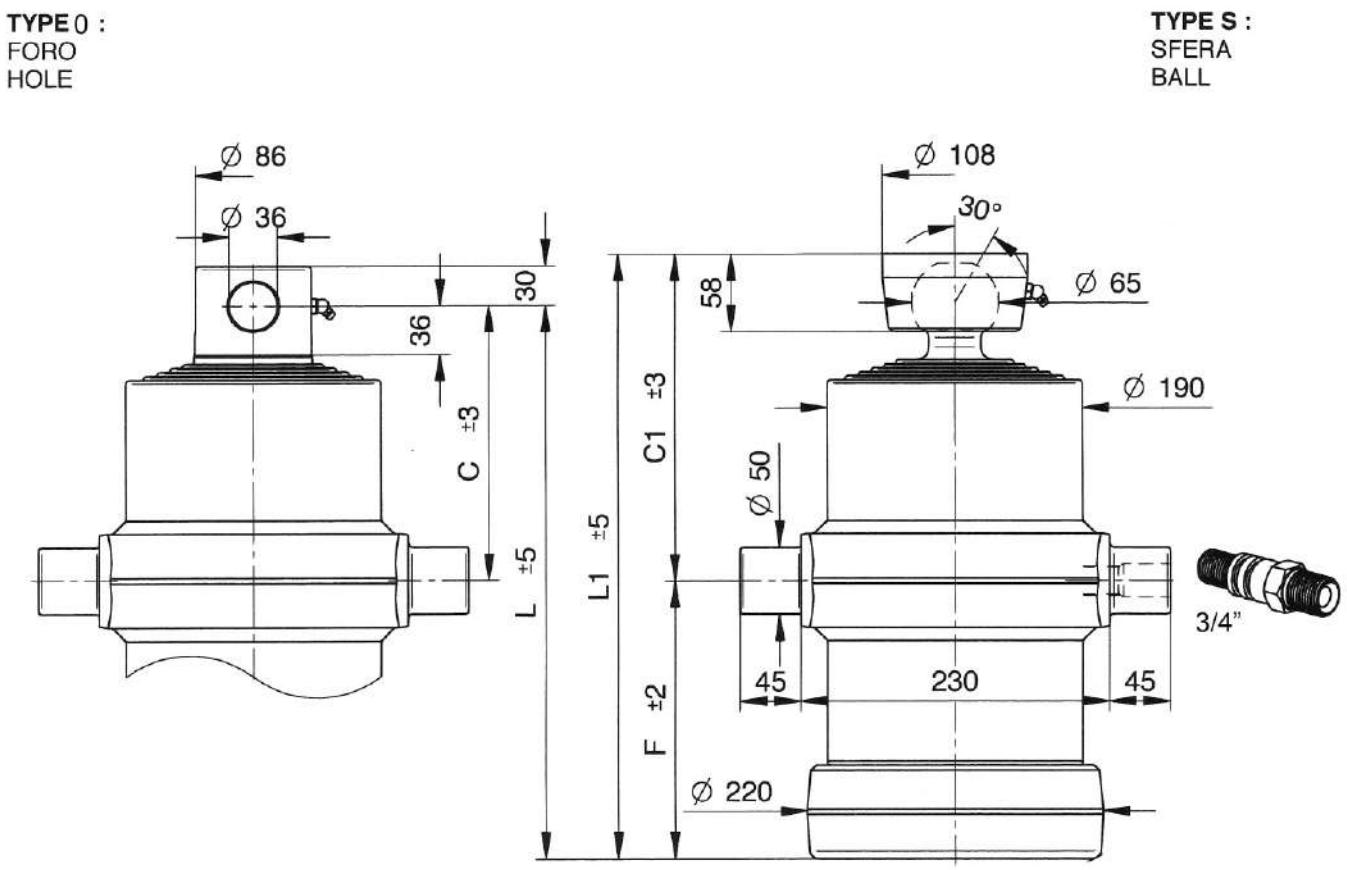

TAV/5D

CODICE CODE	TIPO TYPE	N° SFILATE / EXTENSIONS N°	CORSA mm. STROKE mm.	PORTATA Ton. CAPACITY Ton.	Ø SFILATE mm. Ø EXTENSIONS mm.					DIMENSIONI CILINDRO CYLINDER DIMENSIONS (mm.)					VOLUME OLIO L. AMOUNT OF OIL L.	PESO Kg. WEIGHT Kg.	
					88	107	126	145	165	C	C1	F	L	L1		0	S
01.**S**0064 01.**0**0064	5007	5	1850	20	•	•	•	•	•	205	245	323	528	568	25	93	96
01.**S**0049 01.**0**0049	4052	5	2060	20	•	•	•	•	•	205	245	373	578	618	28.2	99	102
01.**S**0050 01.**0**0050	4053	5	2410	20	•	•	•	•	•	205	245	443	648	688	32.8	110	113
01.**S**0105 01.**0**0105	5011	5	2990	20	•	•	•	•	•	205	245	573	778	818	40	132	135

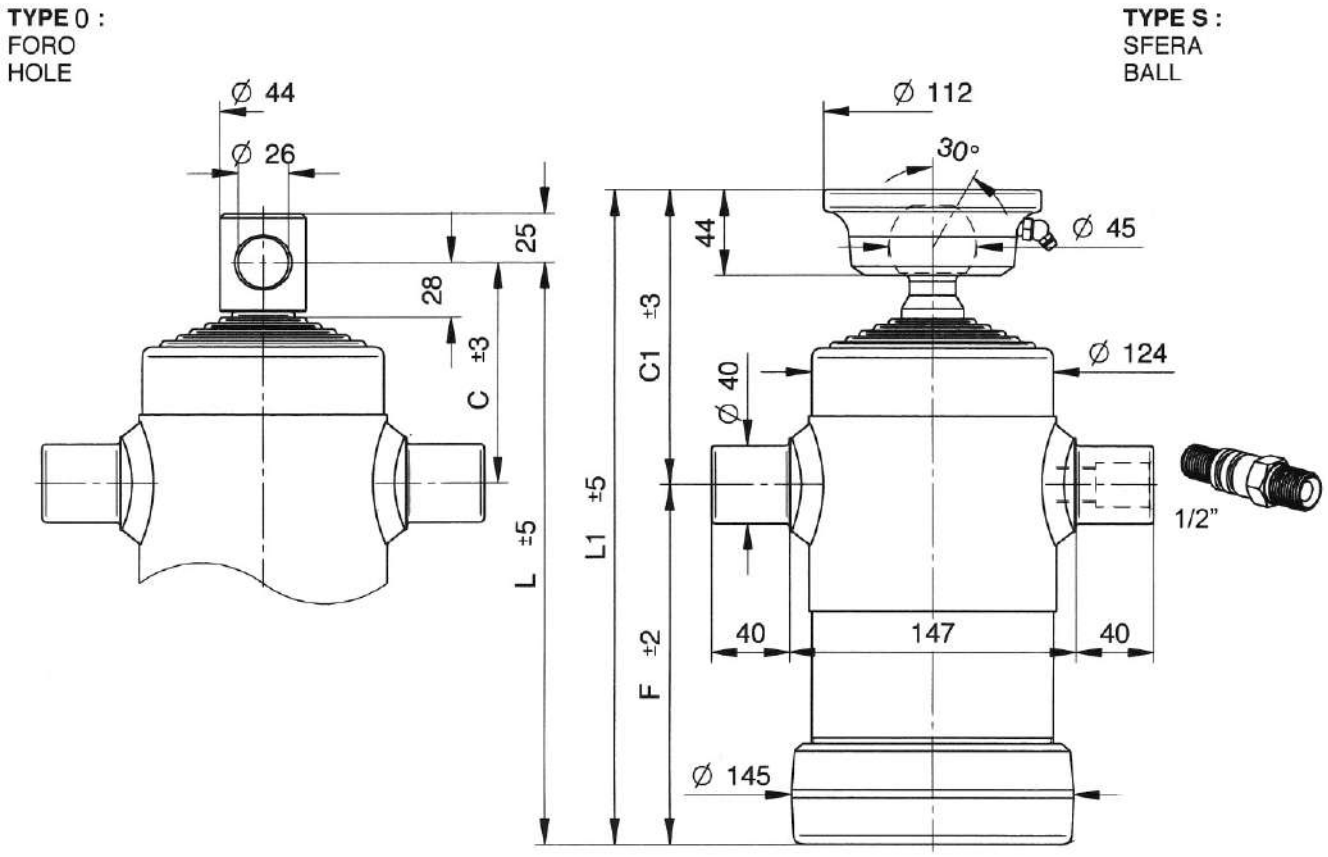

TAV/6AK

CODICE CODE	TIPO TYPE	N° SFILATE / EXTENSIONS N°	CORSA mm. STROKE mm.	PORTATA Ton. CAPACITY Ton.	Ø SFILATE mm. Ø EXTENSIONS mm.						DIMENSIONI CILINDRO CYLINDER DIMENSIONS (mm.)					VOLUME OLIO L. AMOUNT OF OIL L.	PESO Kg. WEIGHT Kg.	
					32	46	61	76	91	107	C	C1	F	L	L1		0	S
01.**S**0106 01.**0**0106	6000	6	600	6	•	•	•	•	•	•	97	135	98	195	233	3	18	20
01.**S**0107 01.**0**0107	6001	6	450	6	•	•	•	•	•	•	70	105	95	165	200	2.5	13	15
01.**S**0108 01.**0**0108	6002	6	840	6	•	•	•	•	•	•	100	135	155	255	290	3.6	21	23
01.**S**0109 01.**0**0109	6003	6	1005	6	•	•	•	•	•	•	115	155	185	300	340	4.5	24	26
01.**S**0110 01.**0**0110	6004	6	1245	6	•	•	•	•	•	•	115	155	225	340	380	5.5	27	29

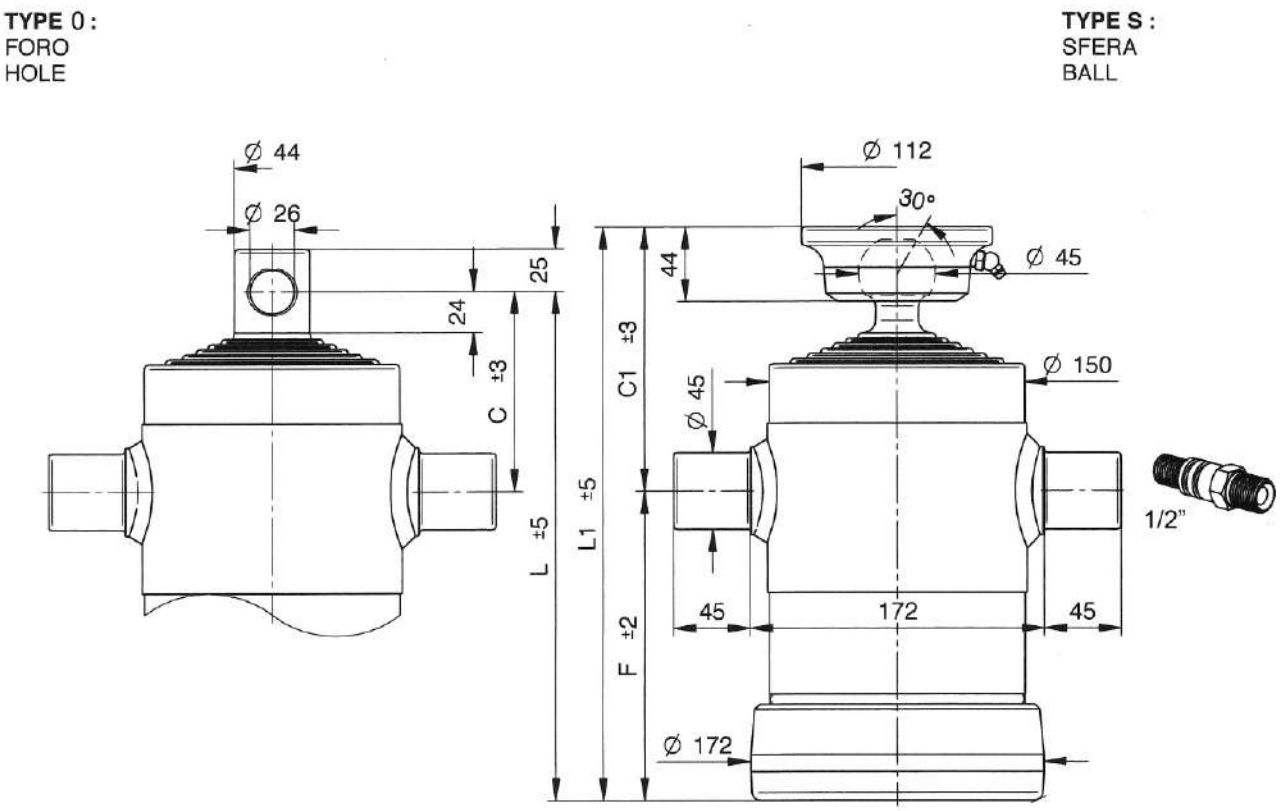

TAV/6A

CODICE CODE	TIPO TYPE	N° SFILATE / EXTENSIONS N°	CORSA mm. STROKE mm.	PORTATA Ton. CAPACITY Ton.	Ø SFILATE mm. Ø EXTENSIONS mm.						DIMENSIONI CILINDRO CYLINDER DIMENSIONS (mm.)					VOLUME OLIO L. AMOUNT OF OIL L.	PESO Kg. WEIGHT Kg.	
					46	61	76	91	107	126	C	C1	F	L	L1		0	S
01.**S**0111 01.**0**0111	6005	6	690	9	•	•	•	•	•	•	108	145	123	231	268	4.3	27	29
01.**S**0112 01.**0**0112	6006	6	1000	9	•	•	•	•	•	•	118	155	183	301	338	6.5	34	36
01.**S**0113 01.**0**0113	6007	6	1180	9	•	•	•	•	•	•	118	155	213	331	368	7.1	38	40
01.**S**0114 01.**0**0114	6008	6	1480	9	•	•	•	•	•	•	118	155	263	381	418	8.9	44	46
01.**S**0115 01.**0**0115	6009	6	1780	9	•	•	•	•	.•	•	118	155	313	431	468	11.2	49	51
01.**S**0116 01.**0**0116	6010	6	2257	9	•	•	•	•	•	•	118	155	393	511	548	12	56	58

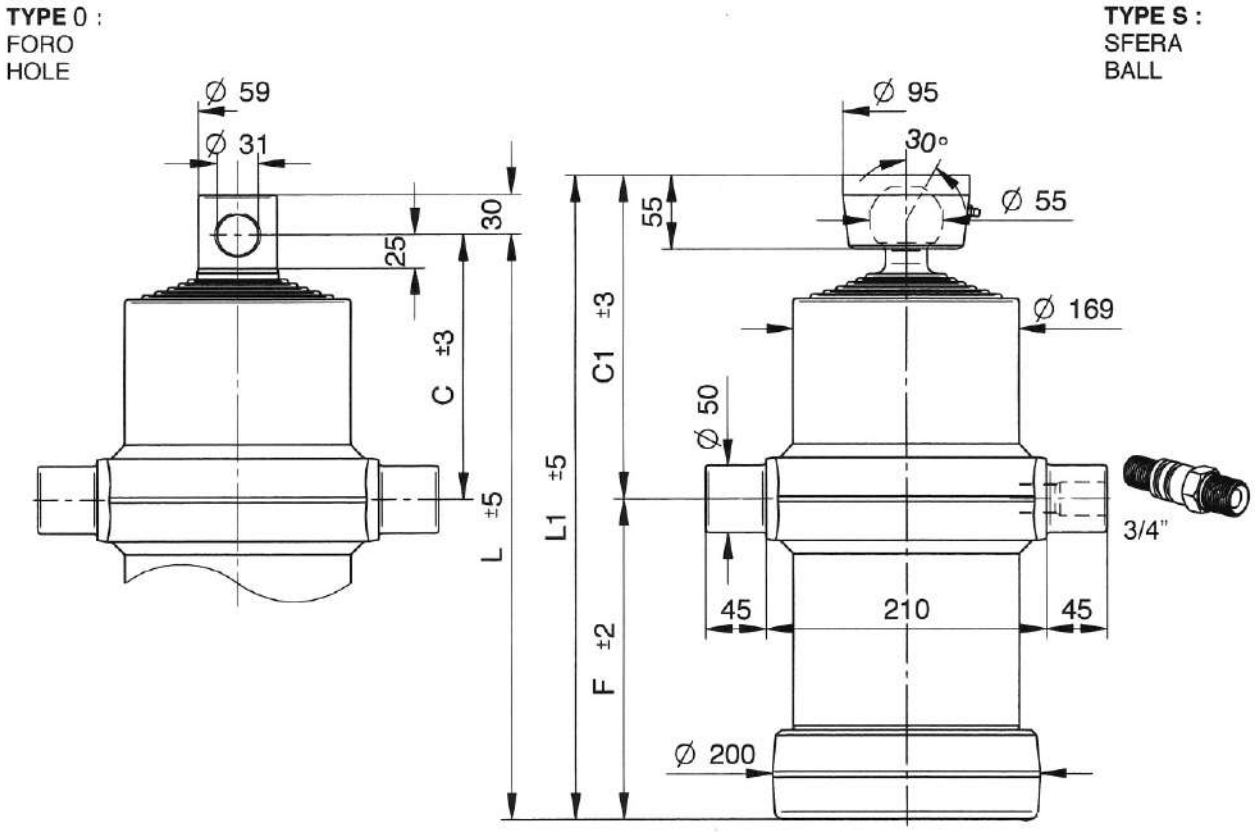

TAV/6B

CODICE CODE	TIPO TYPE	N° SFILATE / EXTENSIONS N°	CORSA mm. STROKE mm.	PORTATA Ton. CAPACITY Ton.	Ø SFILATE mm. Ø EXTENSIONS mm.						DIMENSIONI CILINDRO CYLINDER DIMENSIONS (mm.)					VOLUME OLIO L. AMOUNT OF OIL L.	PESO Kg. WEIGHT Kg.	
					61	76	91	107	126	145	C	C1	F	L	L1		0	S
01.**S**0117 01.**0**0117	6021	6	1765	13	•	•	•	•	•	•	198	242	240	438	482	15.6	68	70
01.**S**0118 01.**0**0118	6022	6	2245	13	•	•	•	•	•	•	198	242	320	518	562	19.8	78	80
01.**S**0119 01.**0**0119	6023	6	2535	13	•	•	•	•	•	•	198	242	370	568	612	23	86	88
01.**S**0120 01.**0**0120	6024	6	2955	13	•	•	•	•	•	•	198	242	440	638	682	26	95	97
01.**S**0121 01.**0**0121	6025	6	3585	13	•	•	•	•	•	•	198	242	570	768	812	32	114	116

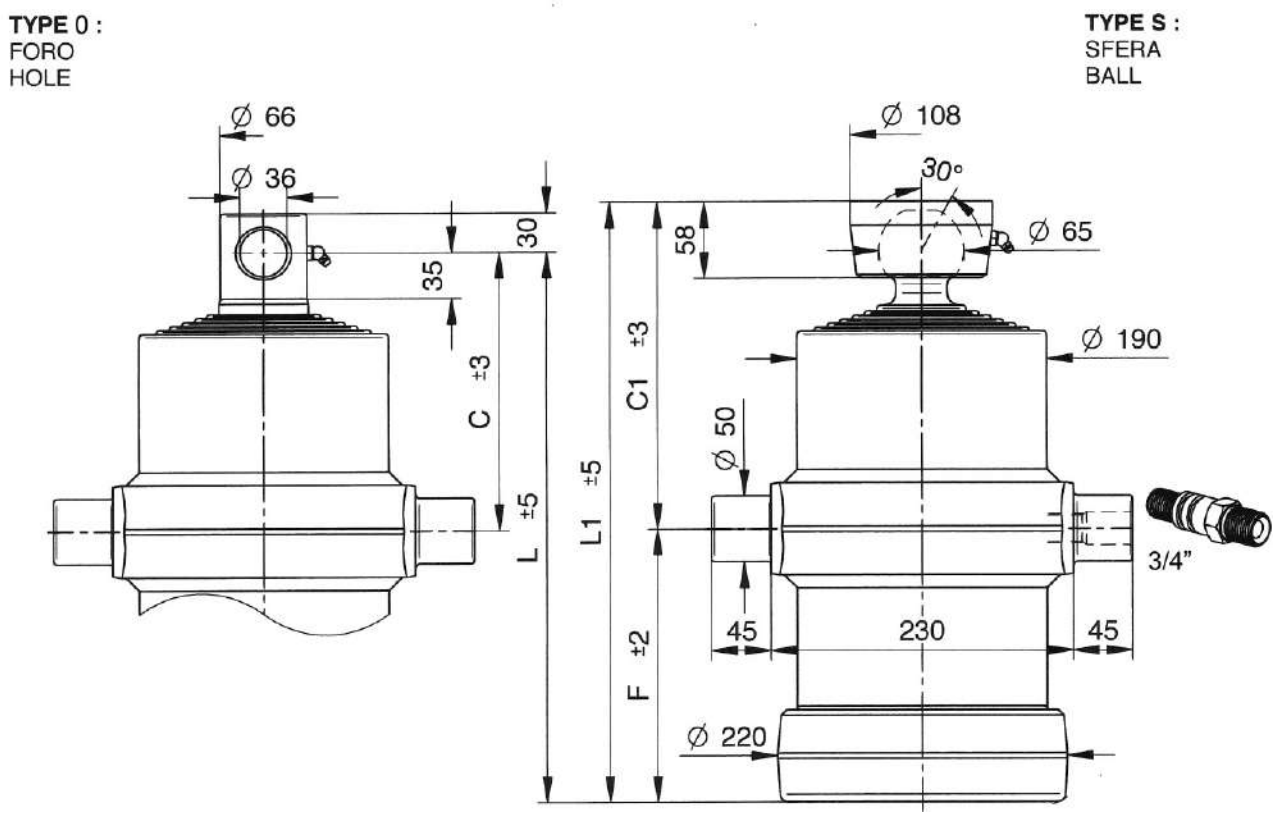

TAV/6C

CODICE CODE	TIPO TYPE	N° SFILATE / EXTENSIONS N°	CORSA mm. STROKE mm.	PORTATA Ton. CAPACITY Ton.	Ø SFILATE mm. Ø EXTENSIONS mm.						DIMENSIONI CILINDRO CYLINDER DIMENSIONS (mm.)					VOLUME OLIO L. AMOUNT OF OIL L.	PESO Kg. WEIGHT Kg.	
					68	88	107	126	145	165	C	C1	F	L	L1		0	S
01.**S**0066 01.**0**0066	4059	6	1810	20	•	•	•	•	•	•	212	248	253	465	501	21.5	88	91
01.**S**0051 01.**0**0051	4060	6	2225	20	•	•	•	•	•	•	212	248	323	535	571	25.9	100	103
01.**S**0052 01.**0**0052	4061	6	2490	20	•	•	•	•	•	•	212	248	373	585	621	29.4	109	112
01.**S**0053 01.**0**0053	4062	6	2910	20	•	•	•	•	•	•	212	248	443	655	691	34.6	122	125
01.**S**0067 01.**0**0067	4063	6	3405	20	•	•	•	•	•	•	212	248	543	755	791	40	141	144

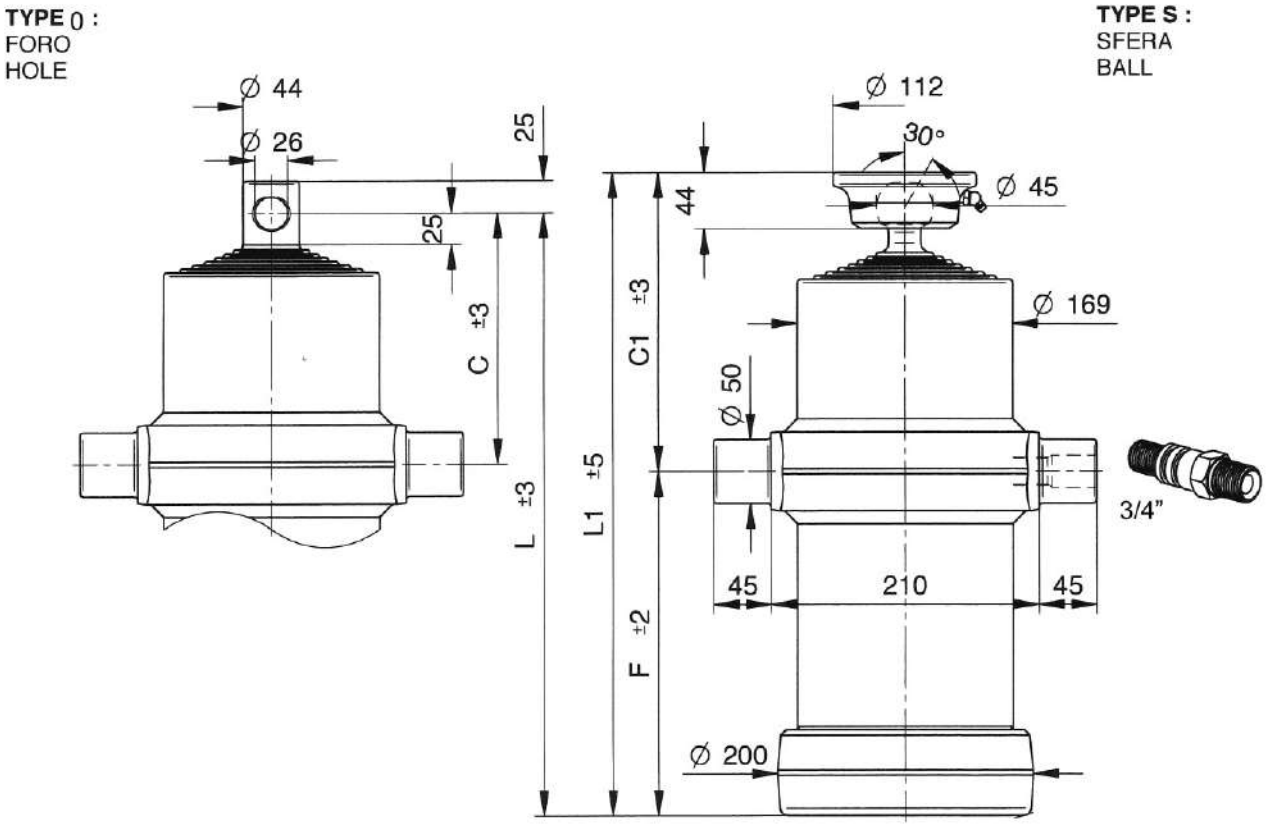

TAV/7A

CODICE CODE	TIPO TYPE	N° SFILATE / EXTENSIONS N°	CORSA mm. STROKE mm.	PORTATA Ton. CAPACITY Ton.	Ø SFILATE mm. Ø EXTENSIONS mm.							DIMENSIONI CILINDRO CYLINDER DIMENSIONS (mm.)					VOLUME OLIO L. AMOUNT OF OIL L.	PESO Kg. WEIGHT Kg.	
					46	61	76	91	107	126	145	C	C1	F	L	L1		0	S
01.**S**0122 01.**0**0122	7005	7	1150	11	•	•	•	•	•	•	•	196	235	110	306	345	9	47	49
01.**S**0123 01.**0**0123	7006	7	1360	11	•	•	•	•	•	•	•	196	235	140	336	375	11	51	53
01.**S**0124 01.**0**0124	7007	7	1710	11	•	•	•	•	•	•	•	196	235	190	386	425	13	56	58
01.**S**0125 01.**0**0125	7008	7	1815	11	•	•	•	•	•	•	•	196	235	205	401	440	14	58	60
01.**S**0126 01.**0**0126	7009	7	2060	11	•	•	•	•	•	•	•	196	235	240	436	475	16	65	67

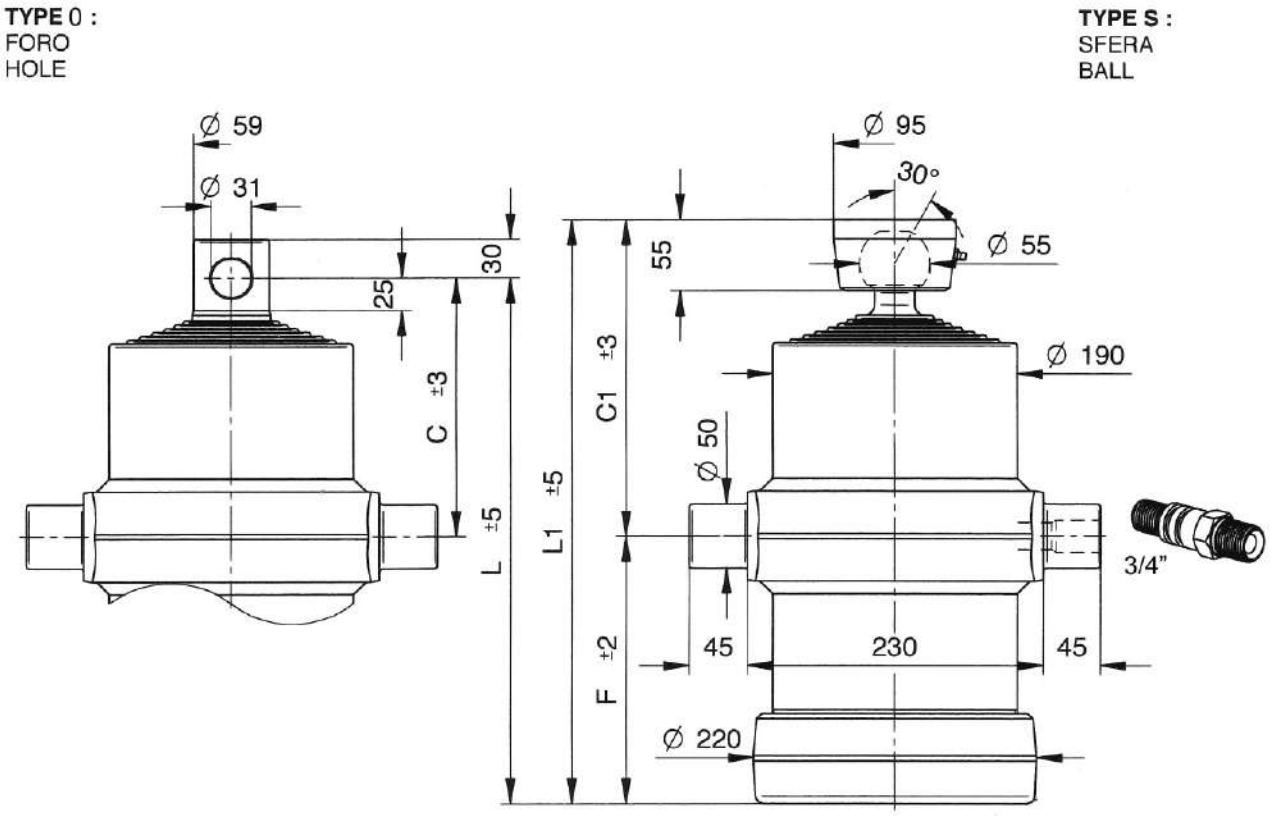

TAV/7B

CODICE CODE	TIPO TYPE	N° SFILATE / EXTENSIONS N°	CORSA mm. STROKE mm.	PORTATA Ton. CAPACITY Ton.	Ø SFILATE mm. Ø EXTENSIONS mm.							DIMENSIONI CILINDRO CYLINDER DIMENSIONS (mm.)					VOLUME OLIO L. AMOUNT OF OIL L.	PESO Kg. WEIGHT Kg.	
					61	76	91	107	126	145	165	C	C1	F	L	L1		0	S
01.**S**0127 01.**0**0127	7018	7	1800	14	•	•	•	•	•	•	•	200	245	208	408	453	20	80	82
01.**S**0128 01.**0**0128	7019	7	2045	14	•	•	•	•	•	•	•	200	245	243	443	488	22	87	89
01.**S**0129 01.**0**0129	7020	7	2605	14	•	•	•	•	•	•	•	200	245	323	523	568	28	101	103
01.**S**0130 01.**0**0130	7021	7	2920	14	•	•	•	•	•	•	•	200	245	373	573	618	32	110	112
01.**S**0131 01.**0**0131	7022	7	3410	14	•	•	•	•	•	•	•	200	245	443	643	688	38	123	125

CILINDRI TELESCOPICI SPECIALI / TELESCOPIC SPECIAL CYLINDERS

CON DOPPIO NIPPLES / WITH DOUBLE OIL INLET

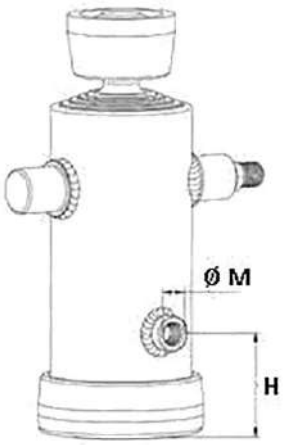

CODICE CODE	Ø EST. CILINDRO mm. Ø CYLINDER OUTER mm	N° SFILATE EXTENSIONS N°	CORSA mm. STROKE mm.	PORTATA ton. CAPACITY ton.	Ø M	H mm.	PESO Kg. WEIGHT Kg.
01.S3355	152	5	2150	10	1/2"	100	67
01.S3356	152	5	2500	10	1/2"	100	75
01.S4352	190	5	2100	20	3/4"	125	102
01.S5311	190	5	3000	20	3/4"	125	135
01.S6325	170	6	3600	13	3/4"	125	116
01.S6356	215	6	3300	25	3/4"	125	171
01.S6369	240	6	3500	32	1"	150	243
01.S7322	190	7	3400	14	3/4"	125	125
01.S8301	190	8	1320	11	3/4"	125	63

CON DUE SFERE / WITH TWO BALLS

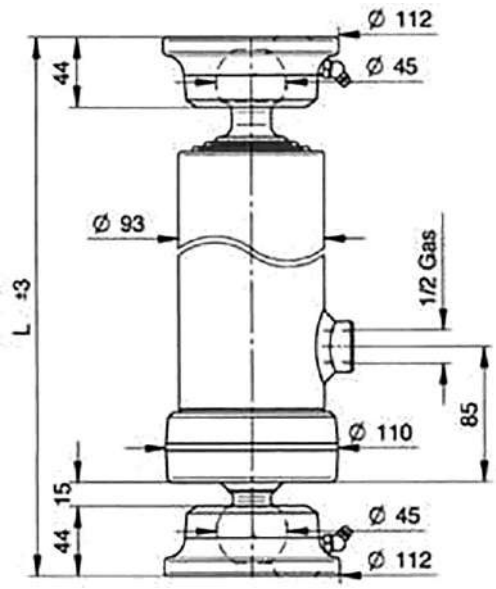

CODICE CODE	N° SFILATE EXTENSIONS N°	CORSA mm. STROKE mm.	PORTATA Ton. CAPACITY Ton.	Ø SFILATE mm. Ø EXTENSIONS mm.			L mm.	PESO Kg. WEIGHT Kg.
				46	61	76		
01.SS2732	3	593	5	•	•	•	415	18
01.SS2733	3	683	5	•	•	•	445	19.5

CON ATTACCHI INFERIORI / WITH LOWER FITTINGS

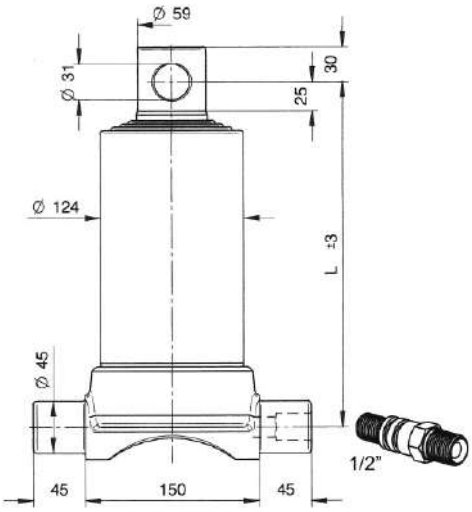

CODICE CODE	N° SFILATE EXTENSIONS N°	CORSA mm. STROKE mm.	PORTATA Ton. CAPACITY Ton.	Ø SFILATE mm. Ø EXTENSIONS mm.				L mm.	PESO Kg. WEIGHT Kg.
				61	76	91	107		
01.03547	4	1500	8	•	•	•	•	507	41.5
01.03548	4	1700	8	•	•	•	•	557	45

PERNI ENTRATA OLIO / OIL INLET PINS

TIPO NORMALE / NORMAL TYPE

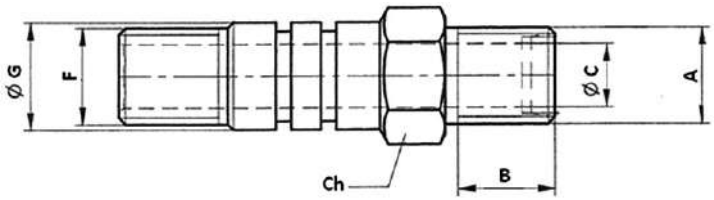

CODICE CODE	A	B mm.	Ø C mm.	Ch mm.	F mm.	Ø G mm.	PESO Kg. WEIGHT Kg.
01.00085	1/2" GAS	20	11	24	M18x1.5	23	0.15
01.000851	3/4" GAS	22	15	27	M22x1.5	25	0.22
01.00084	M22x1.5	22	15	27	M22x1.5	25	0.21

CON VALVOLA DI BLOCCO / WITH STOP VALVE

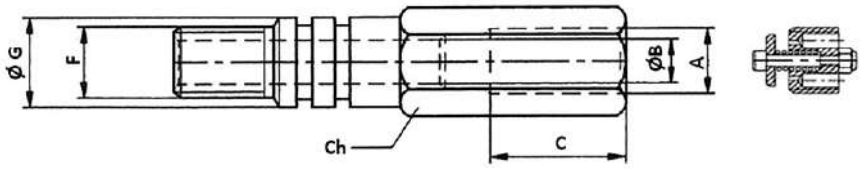

CODICE CODE	A	Ø B mm.	C mm.	Ch mm.	F mm.	Ø G mm.	PESO Kg. WEIGHT Kg.
01.00090	3/8" GAS	11	30	24	M18x1.5	23	0.18
01.00089	1/2" GAS	11	30	27	M18x1.5	23	0.24
01.00091	3/4" GAS	15	40	36	M22x1.5	25	0.45

KIT GUARNIZIONI / SEALS KIT

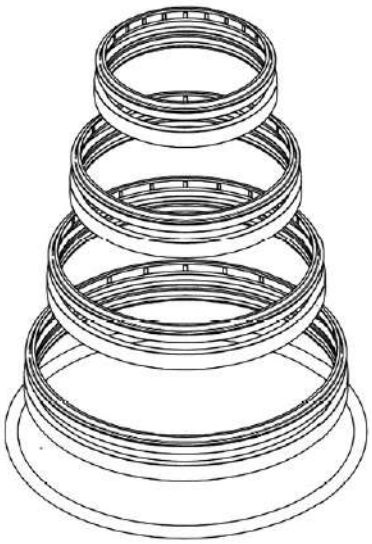

REF. TAV.	Ø SFILATE mm. Ø EXTENSIONS mm.	RASCHIATORI- GUARNIZIONI SCRAPERS-SEALS	O-RINGS
2B	61-76	SGS061-076	OR-GH095
2C	68-88	SGS068-088	OR-GH112
3A	46-61-76	SGS046-076	OR-GH095
3B	61-76-91	SGS061-091	OR-GH112
3C	68-88-107	SGS068-107	OR-GH124
4A	46-61-76-91	SGS046-091	OR-GH112
4B	61-76-91-107	SGS061-107	OR-GH124
4C	68-88-107-126	SGS068-126	OR-GH152
4D	88-107-126-145	SGS088-145	OR-GH170
5B	61-76-91-107-126	SGS061-126	OR-GH152
5C	68-88-107-126-145	SGS068-145	OR-GH170
5D	88-107-126-145-165	SGS088-165	OR-GH190
6AK	32-46-61-76-91-107	SGS030-107	OR-GH124
6A	46-61-76-91-107-126	SGS046-126	OR-GH152
6B	61-76-91-107-126-145	SGS061-145	OR-GH170
6C	68-88-107-126-145-165	SGS068-165	OR-GH190
7A	46-61-76-91-107-126-145	SGS046-145	OR-GH170
7B	61-76-91-107-126-145-165	SGS061-165	OR-GH190

CULLE PER ANCORAGGIO CILINDRI TELESCOPICI
CRADLES FOR TELESCOPIC CYLINDERS

IN ACCIAIO STAMPATO / PRESSED STEEL

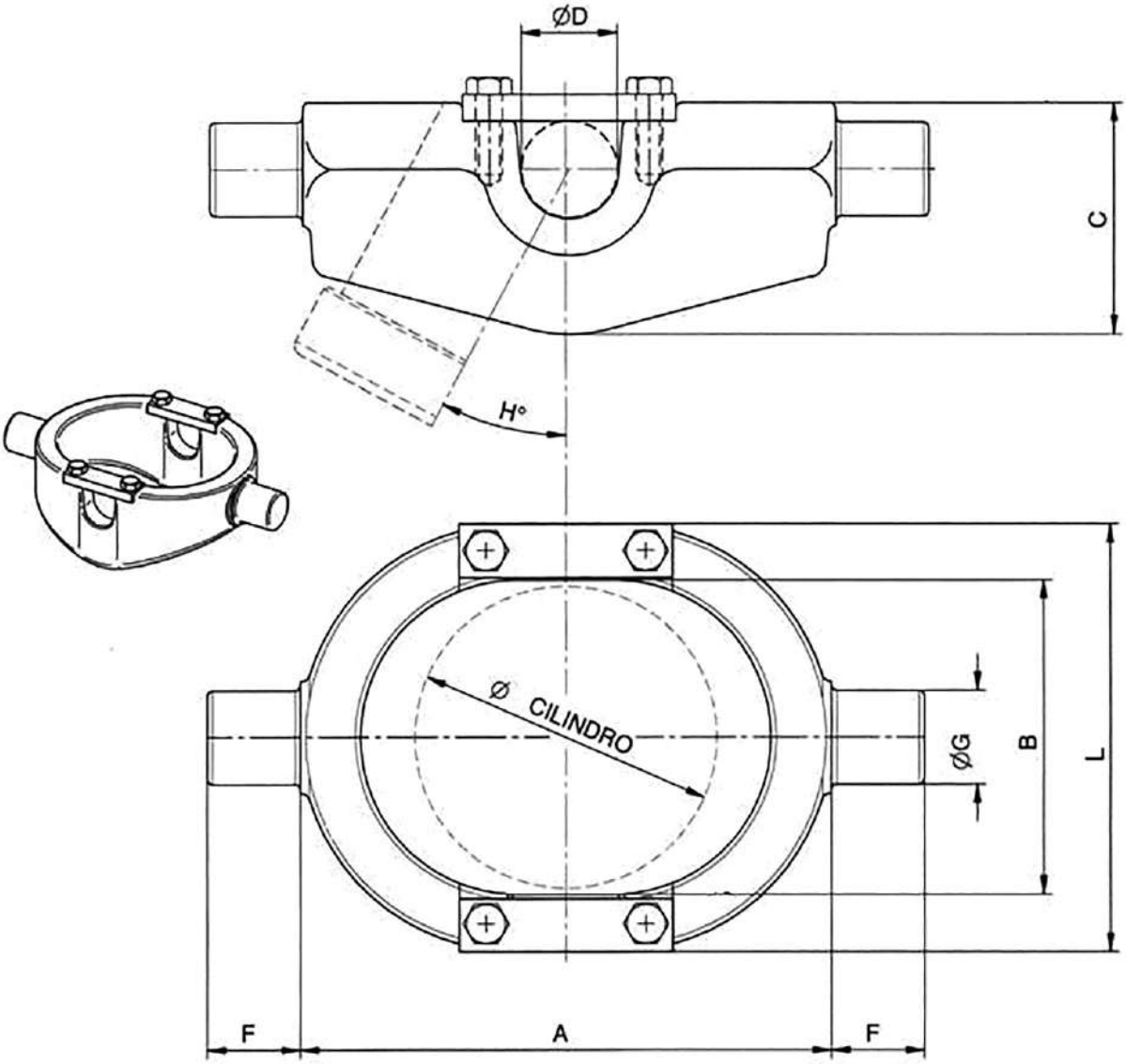

CODICE CODE	TIPO TYPE	A mm.	B mm.	C mm.	Ø D mm.	F mm.	Ø G mm.	H	L mm.	Ø CILINDRO Ø CYLINDER (mm.)	PORTATA Ton. CAPACITY Ton.	PESO Kg. WEIGHT (Kg.)
01.00074	1	200	120	77	35	35	35	32°	160	80/95	7	5.25
01.00075	2	230	140	97	35	40	40	37°	195	112	10	8
01.00076	3	230	160	107	40	40	40	30°	213	124	16	9.5
01.00077	4	280	190	125	45	45	50	30°	240	150	20	14

IN CARPENTERIA Fe 430-C / METAL STRUCTURE Fe 430-C

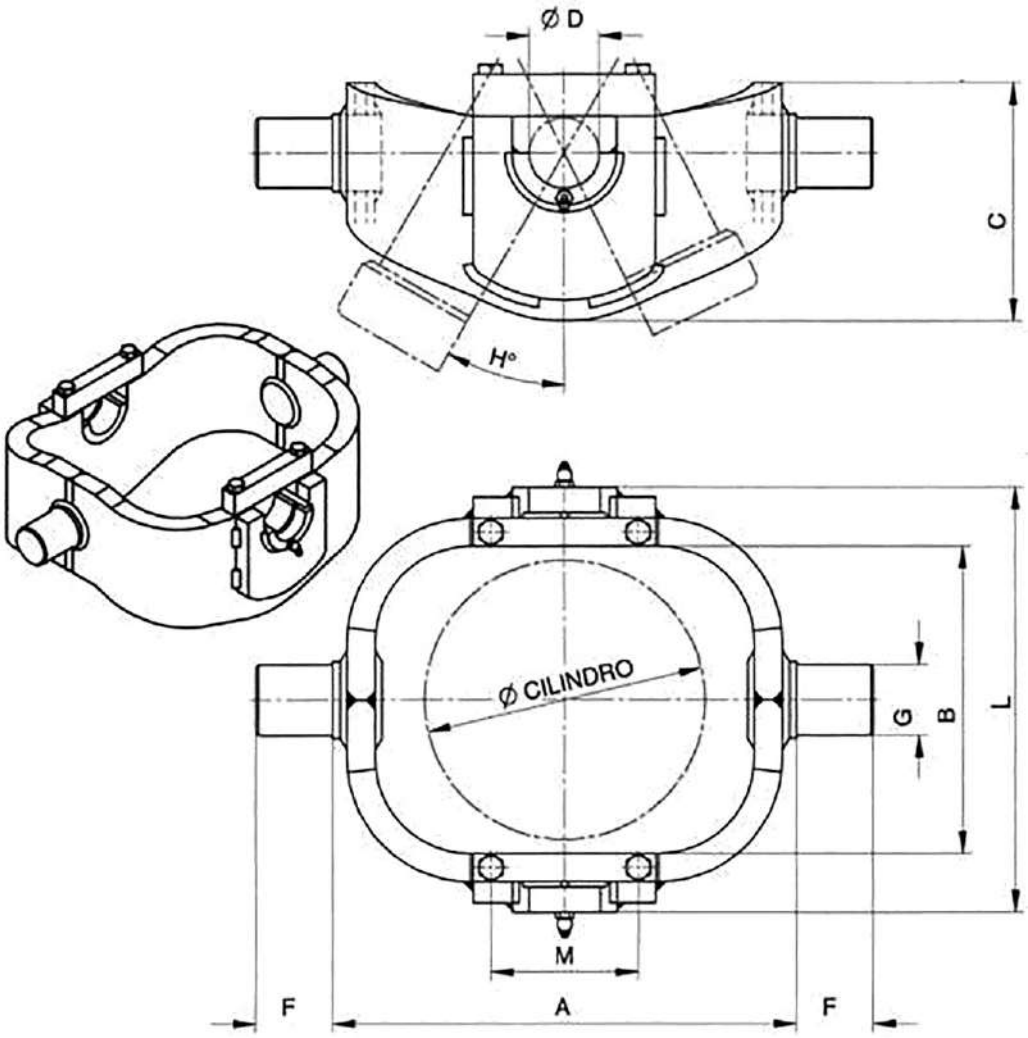

CODICE CODE	TIPO TYPE	A mm.	B mm.	C mm.	Ø D mm.	F mm.	Ø G mm.	H	L mm.	Ø CILINDRO Ø CYLINDER (mm.)	PORTATA Ton. CAPACITY Ton.	PESO Kg. WEIGHT (Kg.)
01.00080	5	330	220	165	50	55	50	30°	305	170	22	22
01.00081	6	390	240	205	50	55	50	30°	325	190	23	29
01.000812	7	400	260	205	50	55	50	30°	365	215	25	36
01.000813	8	460	277	250	55	55	55	34°	380	240	25	52

SUPPORTI PER CILINDRI / BRACKETS FOR CYLINDERS

TIPO CHIUSO / CLOSED TYPE

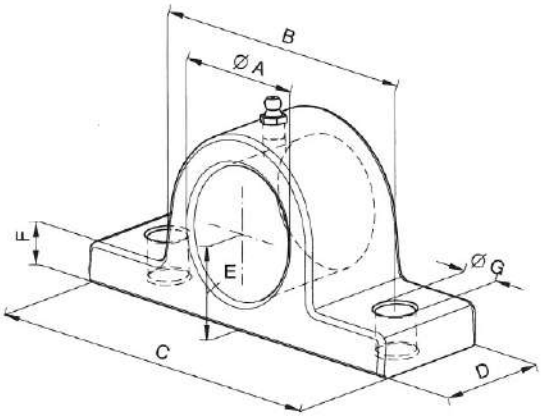

CODICE CODE	Ø A mm.	B mm.	C mm.	D mm.	E mm.	F mm.	Ø G mm.	PESO Kg. WEIGHT Kg.
01.00070	35	95	130	45	30	12	13	1
01.00071	40	105	140	45	33	15	15	1.20
01.00072	45	105	140	45	33	15	15	1.20
01.00073	50	120	155	50	37	17	15	1.50
01.000735	70	150	200	50	60	25	15	4.10

TIPO APERTO / OPEN TYPE

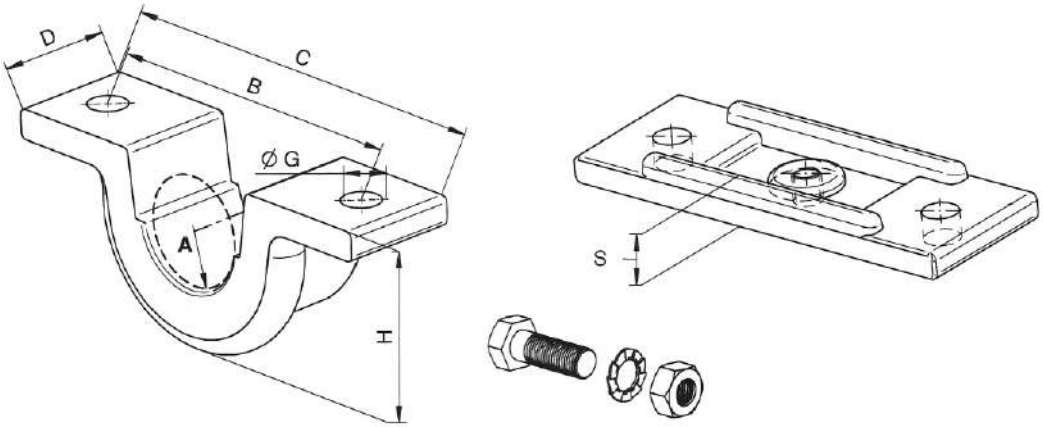

CODICE CODE	A mm.	B mm.	C mm.	D mm.	Ø G mm.	H mm.	S mm.	PESO Kg. WEIGHT Kg.
01.000731	40	112	140	40	13	62	8	1
01.000732	50	115	190	60	13	82	17	2.50
01.000734	70	148	210	60	13	100	17	3.60

ATTACCHI A SFERA PER CILINDRI / BALL JOINTS FOR CYLINDERS

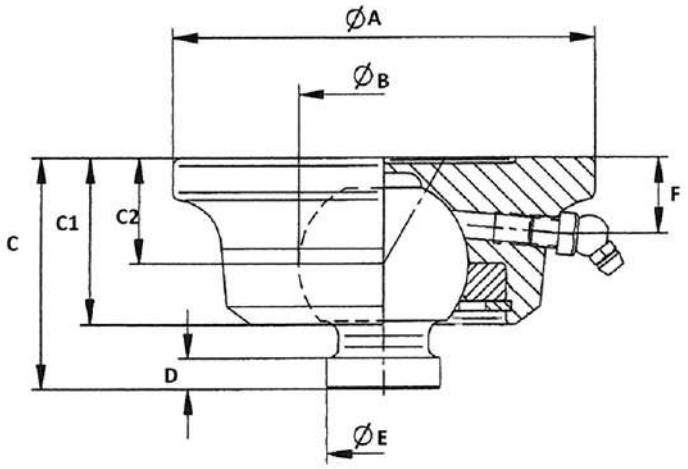

CODICE CODE	Ø B mm.	Ø A mm.	C mm.	C1 mm.	C2 mm.	D mm.	Ø E mm.	F mm.	PORTATA MAX Ton. MAX CAPACITY Ton.	PESO Kg. WEIGHT Kg.
01.00086	45	112	61	44	28	8	30	20	11	2.2

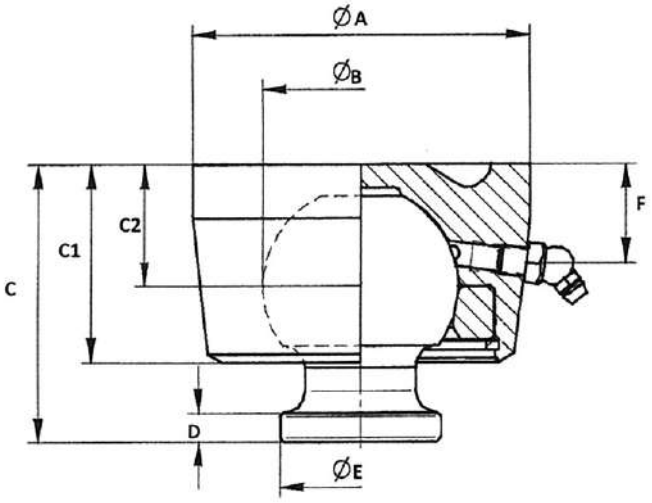

CODICE CODE	Ø B mm.	Ø A mm.	C mm.	C1 mm.	C2 mm.	D mm.	Ø E mm.	F mm.	PORTATA MAX Ton. MAX CAPACITY Ton.	PESO Kg. WEIGHT Kg.
01.00087	55	95	77	55	34	8	45	27	15	3
01.00088	65	108	88	58	37	9	64	28	23	4

CILINDRO PER FRENI IDRAULICI CON MOLLA
CYLINDER FOR HYDRAULIC BRAKES WITH SPRING

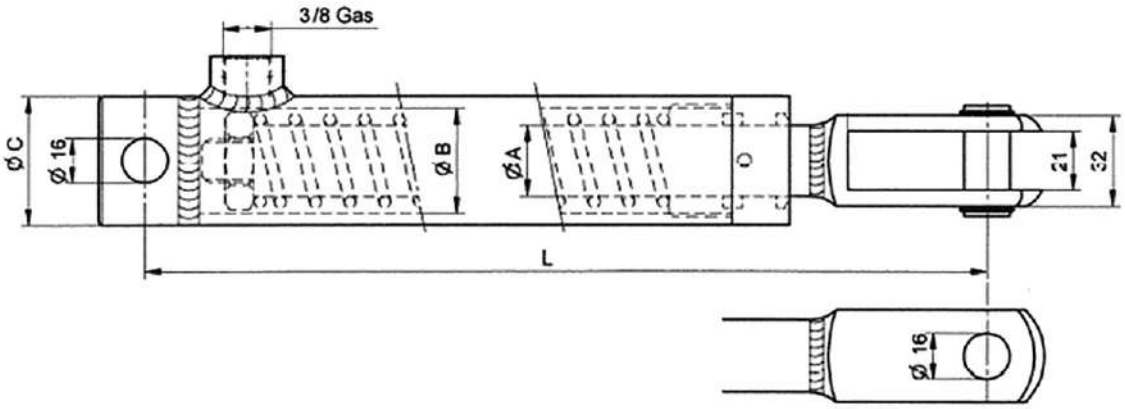

CODICE CODE	Ø A mm.	Ø B mm.	Ø C mm.	L mm.	CORSA mm. STROKE mm.	Ø MOLLA mm. Ø SPRING mm.	PESO Kg. WEIGHT Kg.
01.0006501	25	40	50	290	80	6	3

CILINDRI IDRAULICI A SEMPLICE E DOPPIO EFFETTO
SIMPLE AND DOUBLE ACTING HYDRAULIC CYLINDERS

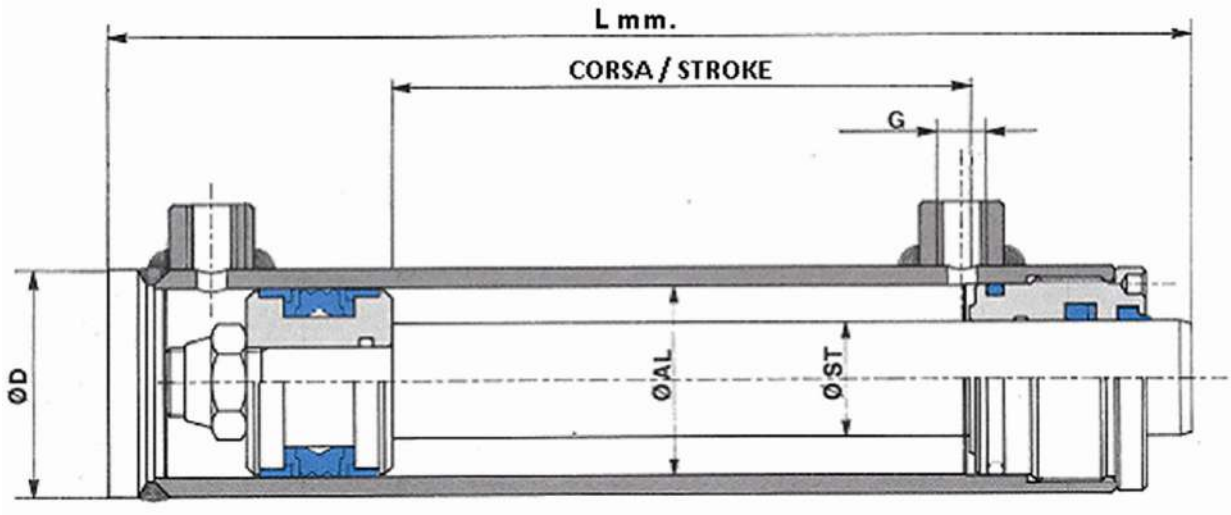

PER ORDINI SPECIFICARE LE SEGUENTI CARATTERISTICHE:
FOR ORDERS PLEASE SPECIFY THE FOLLOWING DIMENSIONS:

- **L mm.**
- **Ø D mm.**
- **Ø AL. mm.**
- **Ø ST. mm.**
- **G(")**
- **CORSA / STROKE mm.**

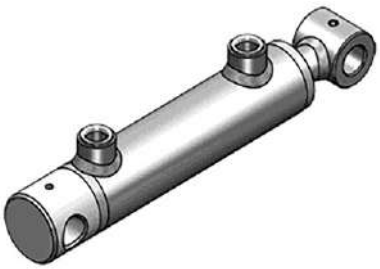

TERZI PUNTO IDRAULICI / HYDRAULIC TOP LINKS

CON VALVOLA DI BLOCCO E SNODI SFERICI / WITH SAFETY VALVE AND BALL JOINTS

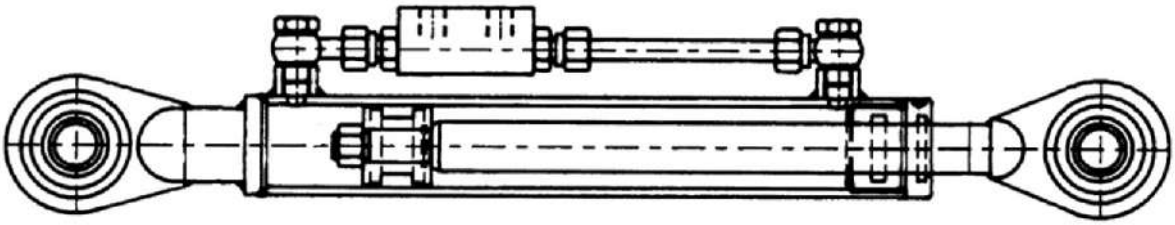

CON VALVOLA DI BLOCCO E GANCIO "RAPIDO" / WITH SAFETY VALVE AND "RAPID" HITCH

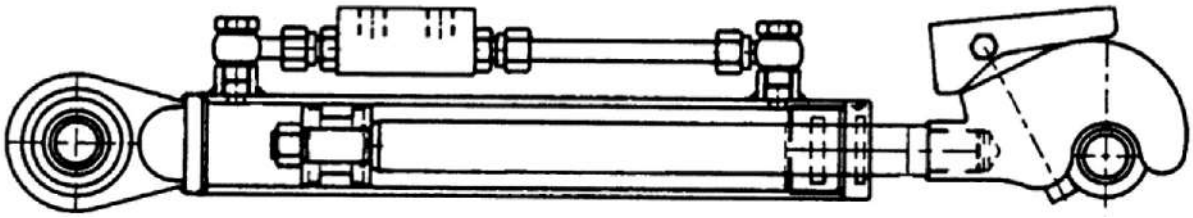

SERBATOI PER OLIO / OIL TANKS

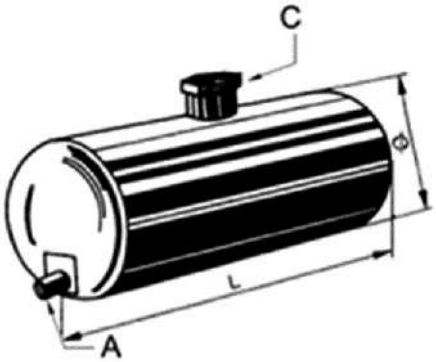

CODICE CODE	CAPACITA' L. CAPACITY L.	Ø mm.	A	C	L mm.	PESO Kg. WEIGHT Kg.
01.00150	11	200	1/2"	1"	380	4
01.00151	16	200	1/2"	1"	550	5
01.00152	21	200	1/2"	1"	680	6
01.00153	30	280	3/4"	1"	600	9
01.001531	40	300	1"	1"	650	11.50
01.001572	56	300	1"	1"	870	14.50
01.001573	70	300	1"	1"	1050	17.50
01.001574	80	400	1"	1"	710	22
01.001575	100	400	1"	1"	870	27

POMPE AD INGRANAGGI OLEODINAMICHE / HYDRAULIC GEAR PUMPS

CON VALVOLA / WITH VALVE

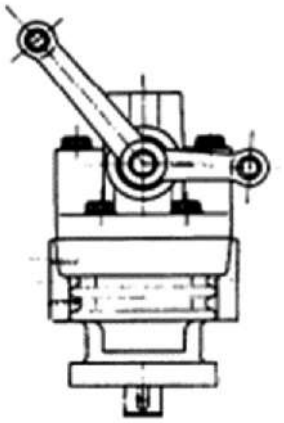

CODICE CODE	CILINDRATA cm³/giro DISPLACEMENT cm³/rev	PRESSIONE MAX. BAR MAX. PRESSURE BAR	ATTACCHI CONNECTIONS		PESO Kg. WEIGHT Kg.
			ASPIRAZIONE INLET	MANDATA OUTLET	
01.00155S	PD 40	180	3/4"	3/4"	8
01.00156S	PD 60	170	1"	3/4"	9.5

SENZA VALVOLA SERIE "PN" / WITHOUT "PN" SERIES VALVE

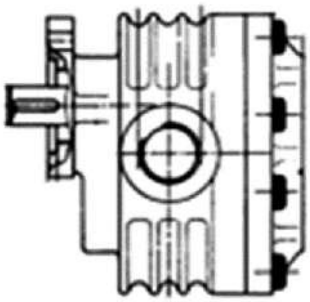

CODICE CODE	CILINDRATA cm³/giro DISPLACEMENT cm³/rev	PRESSIONE MAX. BAR MAX. PRESSURE BAR	ATTACCHI CONNECTIONS		PESO Kg. WEIGHT Kg.
			ASPIRAZIONE INLET	MANDATA OUTLET	
01.00181S	40	180	3/4"	3/4"	7
01.00182	60	170	1"	1"	8

SENZA VALVOLA SERIE "FP -20" / WITHOUT "FP-20" SERIES VALVE

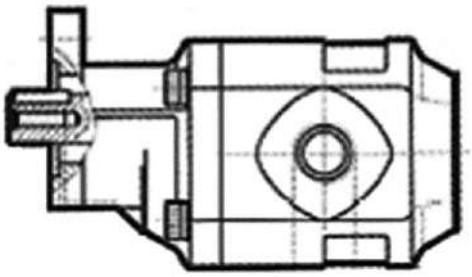

CODICE CODE	CILINDRATA cm³/giro DISPLACEMENT cm³/rev	PRESSIONE MAX. BAR MAX. PRESSURE BAR	ATTACCHI CONNECTIONS		PESO Kg. WEIGHT Kg.
			ASPIRAZIONE INLET	MANDATA OUTLET	
01.00158	40	160	3/4"	3/4"	7
01.001581	31.5	190	3/4"	3/4"	6.5
01.001582	25	220	3/4"	3/4"	6

SENZA VALVOLA SERIE "APL" / WITHOUT "APL" SERIES VALVE

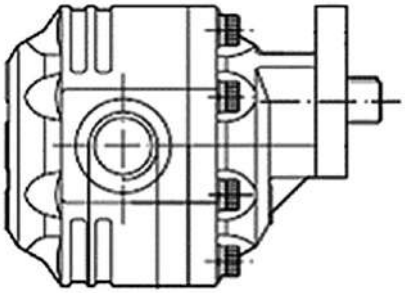

CODICE CODE	CILINDRATA cm³/giro DISPLACEMENT cm³/rev	PRESSIONE MAX. BAR MAX. PRESSURE BAR	ATTACCHI CONNECTIONS		PESO Kg. WEIGHT Kg.
			ASPIRAZIONE INLET	MANDATA OUTLET	
01.00159	61	180	1"	1"	10
01.00160	82	160	1"	1"	12
01.00161	100	160	1"	1"	14
01.001611	125	140	1"1/4	1"1/4	15

PRESA DI FORZA PER POMPE AD INGRANAGGI
SPLINED SHAFT FOR GEAR PUMPS

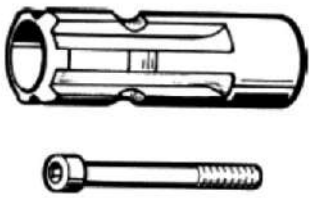

CODICE CODE	DIMENSIONE DIMENSION	DESCRIZIONE DESCRIPTION	PESO Kg. WEIGHT Kg.
01.00154	1"3/8	CON VITE WITH SCREWS	0.5

ALBERINI DI RICAMBIO PER POMPE AD INGRANAGGI
SPARE SHAFTS FOR GEAR PUMPS

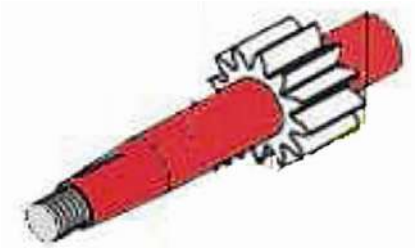

CODICE CODE	TIPO DI POMPA PUMP TYPE	PESO Kg. WEIGHT Kg.
01.00171	PD 40	0.7
01.00172	PD 60	0.9
01.00174	FP20-40	0.7
01.00175	APL 61	1
01.00176	APL 82	1.2
01.00177	APL 100	1.4
01.001771	APL 125	1.7
01.H00185	H 083	1.2
01.H00186	H 102	1.5
01.H00187	H 125	1.7

SUPPORTI PER POMPE / SUPPORTS FOR PUMPS

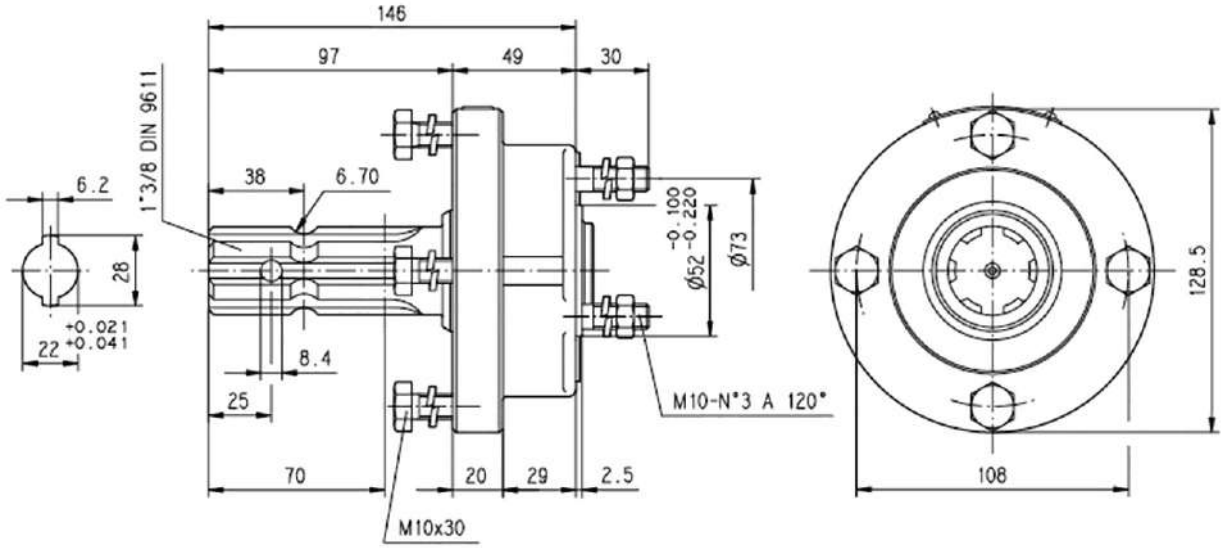

CODICE CODE	DESCRIZIONE DESCRIPTION	PESO Kg. WEIGHT Kg.
01.00169	TIPO MASCHIO "SML" "SML" MALE TYPE	3.5

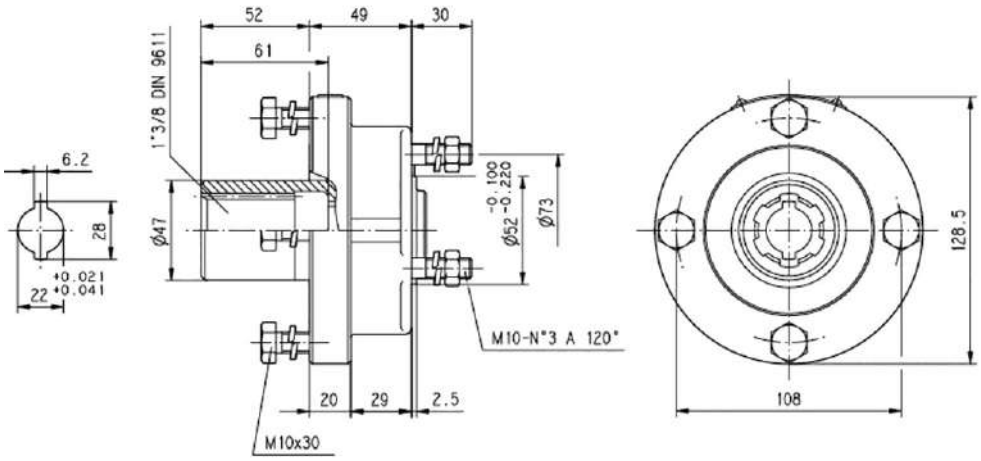

CODICE CODE	DESCRIZIONE DESCRIPTION	PESO Kg. WEIGHT Kg.
01.00168	TIPO FEMMINA "SFL" "SFL" FEMALE TYPE	3

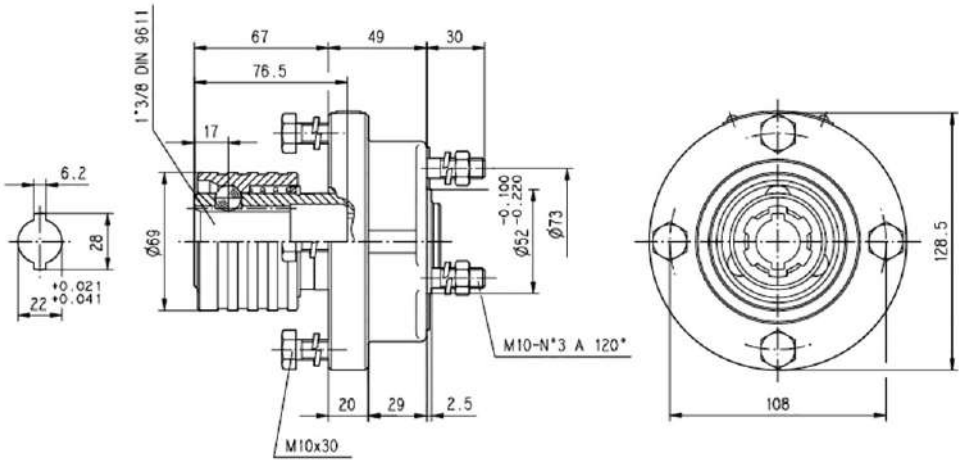

CODICE CODE	DESCRIZIONE DESCRIPTION	PESO Kg. WEIGHT Kg.
01.00170	TIPO FEMMINA A INNESTO RAPIDO "SFL/P" "SFL/P" QUICK RELEASE FEMALE COUPLING TYPE	3.5

DEVIATORI DI FINE CORSA PER RIMORCHI / STOP VALVES FOR TRAILERS

TIPO "A" / "A" TYPE

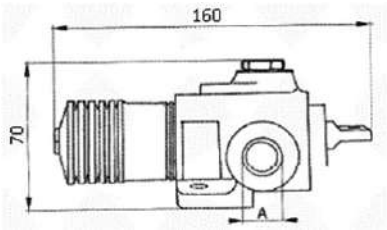

NORMALMENTE APERTO / NORMALLY OPEN

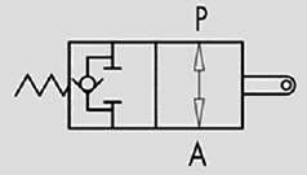

CODICE CODE	A	PESO Kg. WEIGHT Kg.
01.00164	3/8"	1.6
01.001652	1/2"	1.6

NORMALMENTE CHIUSO / NORMALLY CLOSED

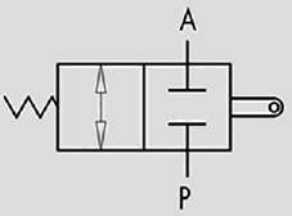

CODICE CODE	A	PESO Kg. WEIGHT Kg.
01.001641	3/8"	1.6
01.001653	1/2"	1.6

TIPO "B" / "B" TYPE

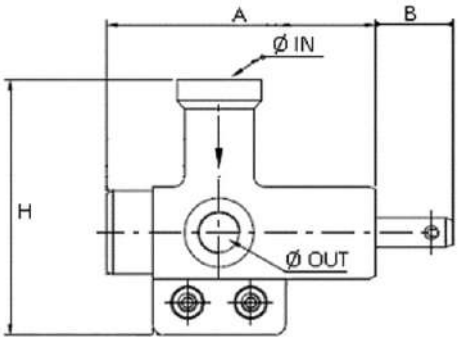

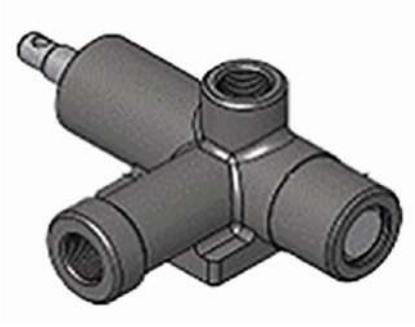

CODICE CODE	Ø IN	Ø OUT	A mm.	B mm.	H mm.	PESO Kg. WEIGHT Kg.
01.00165	1/2"	1/2"	128	37	122	1.7
01.00166	3/4"	3/4"	179	44	147	3.7

MOLLA PER DEVIATORE FINE CORSA / SPRING FOR STOP VALVE

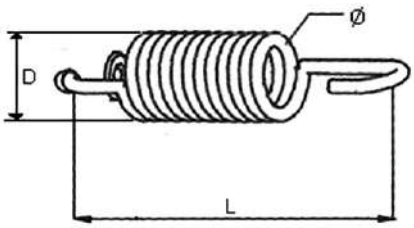

CODICE CODE	Ø mm.	D mm.	L mm.
01.001654	3.5	19	85

SCHEMA DI MONTAGGIO DEVIATORI DI FINE CORSA
MOUNTING PLAN OF STOP VALVES

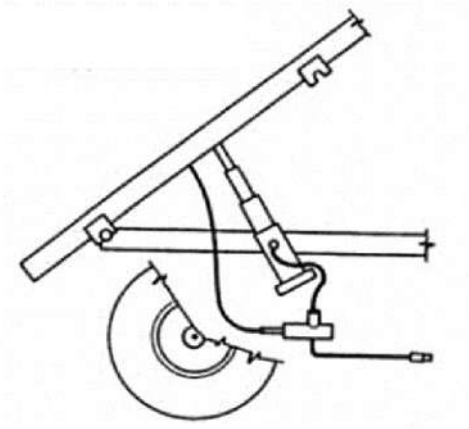

VALVOLE COMANDO PNEUMATICO / PNEUMATIC CONTROL VALVES

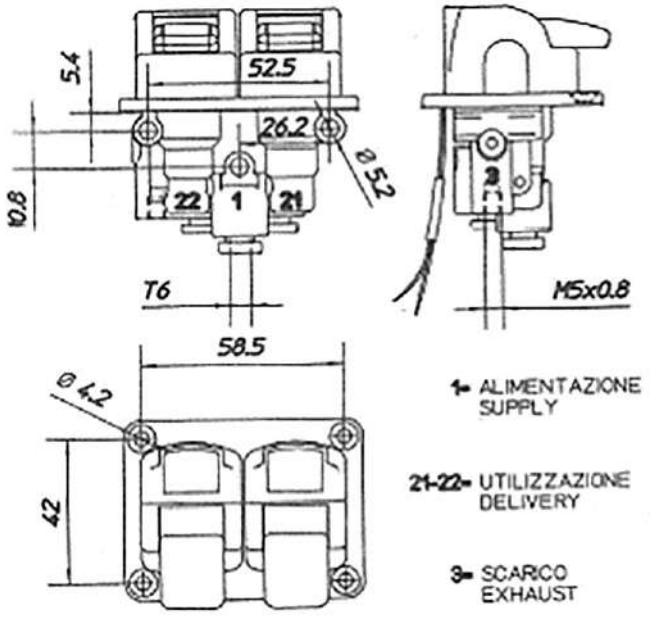

CODICE CODE	DESCRIZIONE DESCRIPTION	PESO Kg. WEIGHT Kg.
01.H001674	DEVIATORE ON-OFF 2 SEZIONI ON-OFF 2 SECTIONS SWITCH VALVE	0.15

CODICE CODE	DESCRIZIONE DESCRIPTION	PESO Kg. WEIGHT Kg.
01.001680	DISTRIBUTORE A 2 SEZIONI 2 WAY DISTRIBUTOR VALVE	0.7

VERSIONE A COMANDO MECCANICO / MECHANICAL CONTROL VERSION

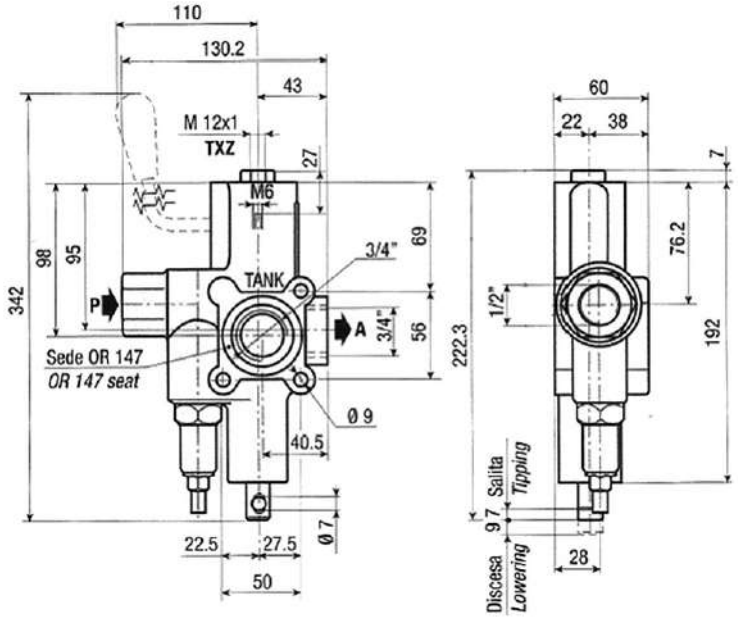

CODICE CODE	TIPO TYPE	PORTATA NOMINALE FLOW RATE	PRESSIONE MAX. LAVORO MAX. WORKING PRESSURE	PESO Kg. WEIGHT Kg.
01.001675	VM70	70 l/min	350 bar	3.3

VERSIONE A COMANDO PNEUMATICO / PNEUMATIC CONTROL VERSION

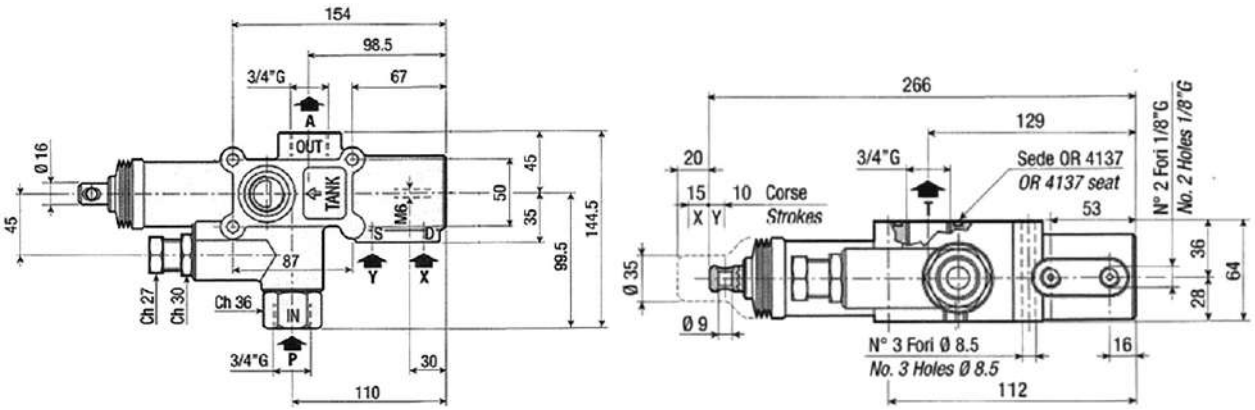

CODICE CODE	TIPO TYPE	PORTATA NOMINALE FLOW RATE	PRESSIONE MAX. LAVORO MAX. WORKING PRESSURE	MAX. PRESSIONE PNEUMATICA MAX. PNEUMATIC PRESSURE	PESO WEIGHT (Kg.)
01.001676	VM130	130 l/min.	350 bar	12 bar	4.7

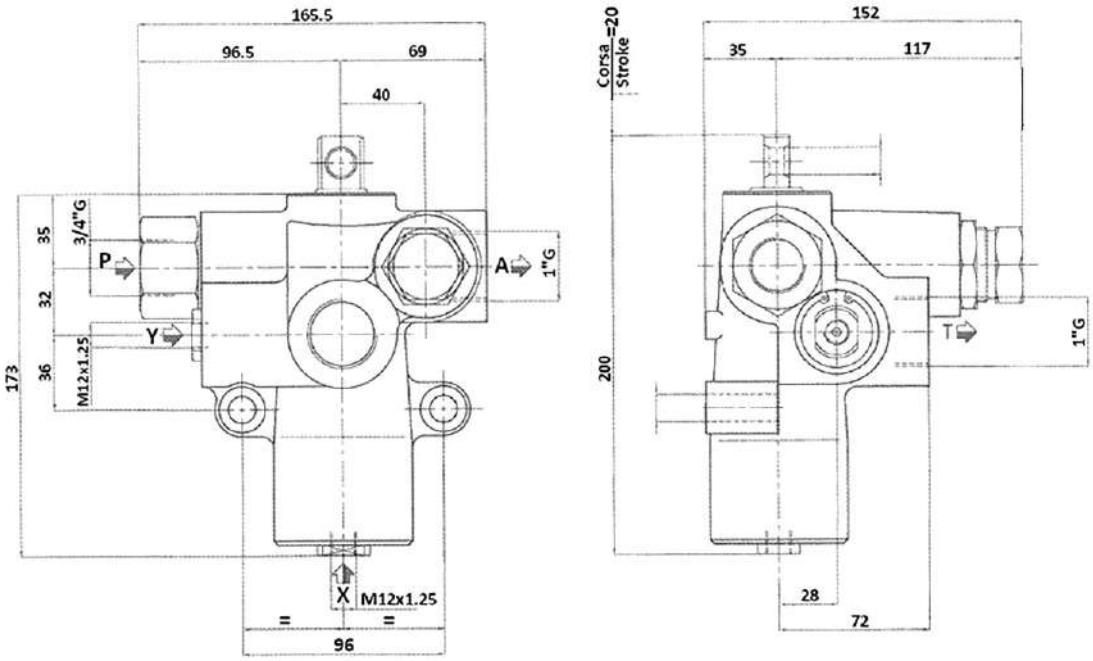

CODICE CODE	TIPO TYPE	PORTATA NOMINALE FLOW RATE	PRESSIONE MAX. LAVORO MAX. WORKING PRESSURE	MAX. PRESSIONE PNEUMATICA MAX. PNEUMATIC PRESSURE	PESO WEIGHT (Kg.)
01.001678	VM160	160 l/min.	250 bar	12 bar	5.2

KIT COMANDO MECCANICI / MECHANICAL CONTROL KIT

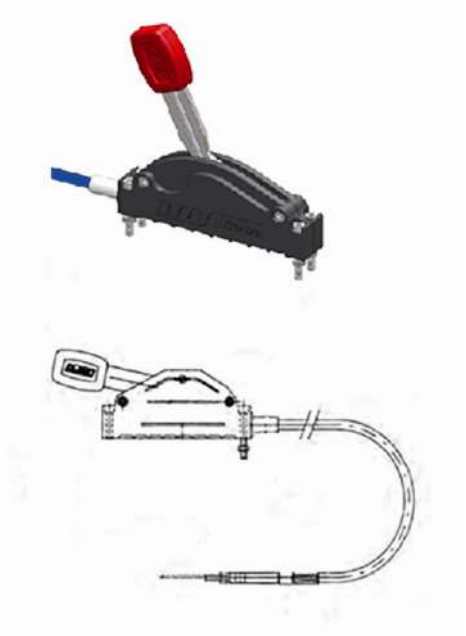

CODICE CODE	LUNGHEZZA CAVO mm. CABLE LENGTH mm.	PESO Kg. WEIGHT Kg.
01.001772	6000	2
01.00178	4000	1.40
01.00179	3500	1.30
01.001791	3000	1.20
01.0017922	2500	1.10
01.001792	2000	1
01.001793	1500	0.90
01.001794	1000	0.80

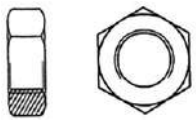

CODICE CODE	DESCRIZIONE DESCRIPTION	Ch mm.	PESO Kg. WEIGHT Kg.
01.001795	DADO PER CAVO M12x1.25 NUT FOR CABLE M12x1.25	19	0.010

GRUPPO POMPA-MOTORE / PUMP-MOTOR GROUP

ASSEMBLATO SU PIASTRA / ASSEMBLED ON PLATE

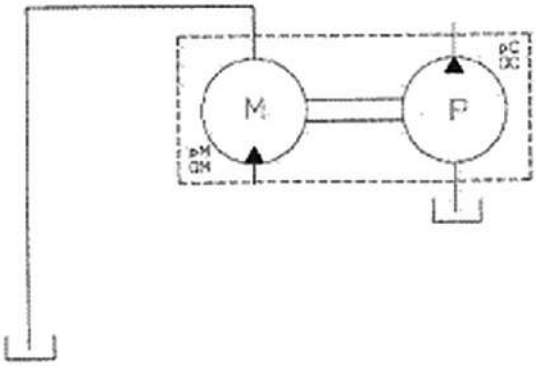

CODICE CODE	CILINDRATA POMPA cm³/rev PUMP DISPLACEMENT cm³/rev	CILINDRATA MOTORE cm³/rev MOTOR DISPLACEMENT cm³/rev	PESO Kg. WEIGHT Kg.
01.00183R	61	61	29
01.00184R	61	73	31
01.00185R	73	61	30

ASSEMBLATO SENZA PIASTRA / ASSEMBLED WITHOUT PLATE

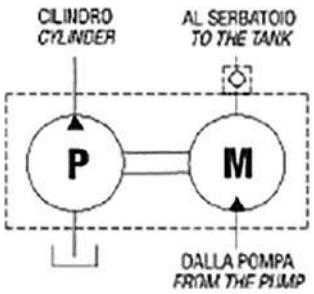

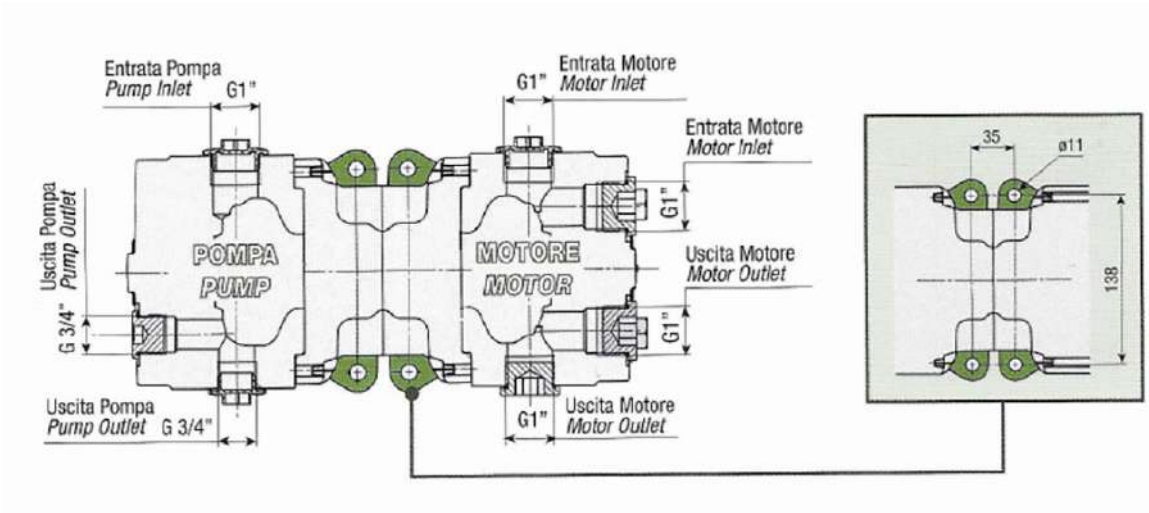

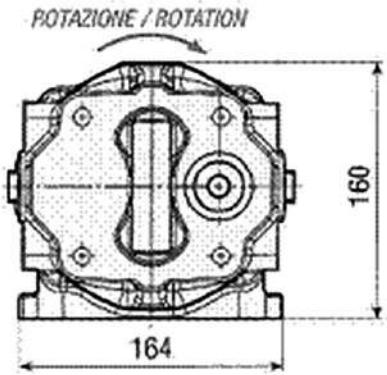

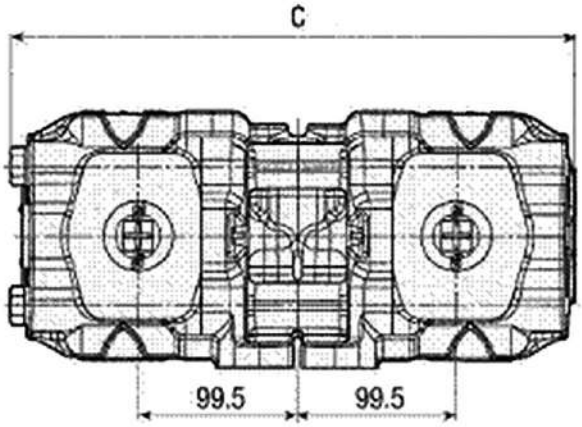

CODICE CODE	CILINDRATA POMPA cm³/rev. PUMP DISPLACEMENT cm³/rev.	CILINDRATA MOTORE cm³/rev MOTOR DISPLACEMENT cm³/rev	C mm.	PESO Kg. WEIGHT Kg.
01.H00183R	65	65	353	41
01.H00184R	71.6	71.6	358	48

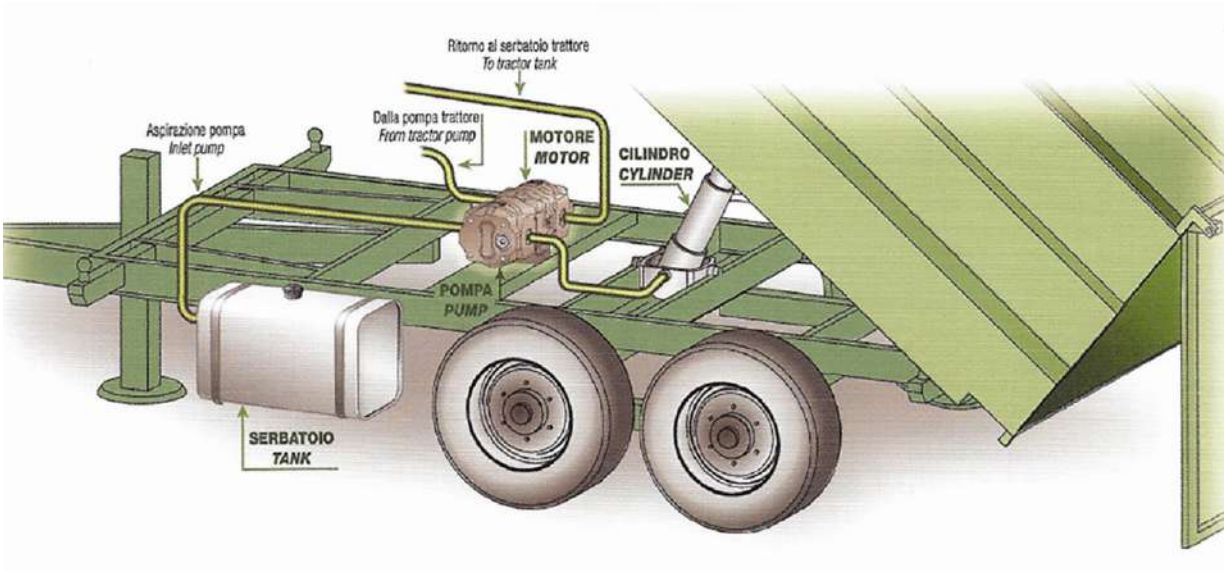

PARAOLIO PER GRUPPO POMPA-MOTORE
SEAL FOR PUMP-MOTOR GROUP

CODICE CODE	DESCRIZIONE DESCRIPTION	RIF. GRUPPO GROUP REF.
01.00186	PER POMPA / FOR PUMP	01.00183R 01.00184R 01.00185R
01.00187	PER MOTORE / FOR MOTOR	
01.H00190	PER POMPA / FOR PUMP	01.H00183R 01.H00184R
01.H00191	PER MOTORE / FOR MOTOR	